

Instructions for reporting results in DEKSONline

You must be logged in at www.deksonline.dk to report results.

Contents

Reporting results for the first time.....	1
Reporting results.....	1
Extra result IDs	2
Result page.....	2
Entering basic information	4
Result reporting	5

Reporting results for the first time

You cannot report result until your method information is specified.

You can see how to specify method information here: <https://deks.dk/en/laboratories/deksonline-guides/>

Reporting results

The screenshot shows the DEKSONline web interface. At the top left is the DEKS logo. To its right, contact information for Karin Test2 Heidemann is listed: Tlf: 12345678, Email: karin.test2@deks.dk1, and the laboratory address: Laboratorie nr. 6, Testlaboratoriet, Testsektionen, Testsygehuset. A navigation menu includes Frontpage, My page, Lab info, Reports, Results, Order, and Log out. Below the menu are two main sections: 'Search for products' (Find and order EQA programs, courses and control materials in the web catalog) and 'Result and method' (Report results and update your method information). The 'Result and method' section is highlighted with a red circle containing the number 1, and the text 'Open for reporting.' is displayed below it.

1. When reporting has been opened, it says "Open for reporting" below [Result and method]. Click on [[Result and method](#)]

[Guide for DEKSONline](#)

Report results

Click at the EQA program

EQA program	Round	Opened	Closes	Status
DK3046 – Koagulation	2-2021	19-04-2021	24-05-2021	0 / 1
DK9999 – DEKS Testprogram	1-2021	04-03-2021	31-12-2021	0 / 1

- Here you can see the EQA-programs, which are open for reporting of results.
- Here you can see, which round is open e.g., 2-2021 = 2nd round in 2021.
- Here you can see when reporting was opened.
- Here you can see when reporting is closing.
- Here you can see the status for your reporting of results. E.g., 0 / 1, which indicates that 0 results set have been reported and 1 result set can be reported.
- Click on the EQA-program for which you want to report results.

Extra result IDs

If you have purchased extra result IDs, this box will appear.

Choose which resultID you wish to report for.

ResultID	Status
6	No entries
9000	No entries

- Click on the result ID for which you want to report results.

NOTE: For some EQA-programs it is possible to get extra result id's, which means that you can report multiple result sets on the same EQA-material.

You can purchase extra result IDs via a product code associated with the EQA program.

It is stated in the EQA program whether it is possible to purchase more result IDs.

Result page

Result reporting

NB! Do you have method changes?
Note that method information must be changed before inserting results for a component.
If you have entered result on a component and want to change the method, it is necessary to delete the result, change the method and reenter the result.

Reporting for laboratory number: 6 and resultID: 6

Husk at skrive lot. nr. på de anvendte microcuvetter/teststrimler. Det udfyldes automatisk ved alle resultater første gang det indtastes, men kan ændres ved de enkelte resultater. Hvis der bruges teststrimler med forskellige lotnumre,

Dette er et testprogram

EOA-program: 9999 DK DEKS Testprogram
Round: 999901_2021
Deadline for reporting: 31-12-2021
Date of receipt of samples: 19-04-2021
Date of analysis:

Comments on the materials can be written in the comment field

Indberetningssæt 1 (Set 1 out of 5)

DEKS Testprogram

Component name	Unit	Materials				Lot number	Action	Method principle	Reagent	Instrument (nickname)	Calibrator	Method groups
		test1		test2								
		1. measurement	2. measurement	1. measurement	2. measurement							
B-Arsen (stofk.)	µg/L	<input type="text" value="2"/>	<input type="text"/>	<input type="text"/>	<input type="text"/>		Refleksionsfotometri	Coamatic LR	API 4000 LC/MS/MS (KBA-1)	Calibration plasma Normal	- Not created yet	
P-Acetoacetat (stofk.)	mmol/L	<input type="text" value="2"/>	<input type="text"/>	<input type="text"/>	<input type="text"/>		Absorbans og lysspredning	In-house	LC-MS (KBA-1)	Egen plasmapool	- Not created yet	

It is possible to report results on one or more components than those shown. Click on 'Method information' to see them

Indberetningssæt 2 (Set 2 out of 5)

DEKS Testprogram

Component name	Unit	Materials				Lot number	Action	Method principle	Reagent	Instrument (nickname)	Calibrator	Method groups
		test1		test2								
		1. measurement	2. measurement	1. measurement	2. measurement							
B-Arsen (stofk.)	µg/L	<input type="text"/>	<input type="text"/>	<input type="text"/>	<input type="text"/>		Oxyhaemoglobin, Absorptionsfotometri	Natriumnitrit	Hitachi 917 (KBA-2)	Prækalibreret	- Not created yet	
P-Acetoacetat (stofk.)	mmol/L	<input type="text"/>	<input type="text"/>	<input type="text"/>	<input type="text"/>		Absorbans og lysspredning	Natriumchlorid	Sysmex XE (KBA-2)	Kalibrator fra reagens kit	- Not created yet	

It is possible to report results on one or more components than those shown. Click on 'Method information' to see them

The result page consists of two parts:

- Entering of basic information (A)
- Reporting results (B)

Detailed explanations can be seen in the following pages.

Entering basic information

Not all basic information is required for all EQA-programs.

The possible basic information is reviewed below.

Result reporting

NB! Do you have method changes? 9


Note that method information must be changed before inserting results for a component.
If you have entered result on a component and want to change the method, it is necessary to delete the result.


Reporting for laboratory number: 6 and resultID: 6

Husk at skrive lot. nr. på de anvendte microcuvetter/te 11 Det udfyldes automatisk ved a

Dette er et testprogram

EQA-program: 9999 DK DEKS Testprogram 12
Round: 999901, 2021
Deadline for reporting: 31-12-2021)

Date of receipt of samples: 19-04-20 13


Date of analysis: 14


Comments on the materials can be written in the comment field 15

10







9. If you have any changes in your method information, you must change them before the reporting of results.
10. Click at [Method information] to get to the page, where you can change the method information.
11. If there is anything special you need to be aware of, it is stated here.
12. Here you can see the name of the EQA-program, the round number, and the deadline for reporting.
13. Here you enter the date of receipt of the EQA-materials. Click at the calendar icon and pick the date.
14. Here you enter the date for analysis of the EQA-materials. Click at the calendar icon and pick the date.
15. If you have any comments for DEKS, please write them in the field.

Result reporting

The reporting page for the individual EQA-programs may look different, here are 2 examples.

Indberetningsæt 1 (Set 1 out of 5) 16







DEKS 1 program 17 18 19 20 21 22

Component name	Unit	Materials				Lot number	Action	Method principle	Reagent	Instrument (nickname)	Calibrator	Method groups
		test1		test2								
		1. measurement	2. measurement	1. measurement	2. measurement							
B-Arsen (stofk.)	µg/L	<input type="text" value="2"/>	<input type="text"/>	<input type="text"/>	<input type="text"/>	<input type="text"/>	  	Refleksionsfotometri	Coamatic LR	API 4000 LC/MS/MS (KBA-1)	Calibration plasma Normal	- Not created yet
P-Acetoacetat (stofk.)	mmol/L	<input type="text" value="2"/>	<input type="text"/>	<input type="text"/>	<input type="text"/>	<input type="text"/>	  	Absorbans og lysspredning	In-house	LC-MS (KBA-1)	Egen plasmapool	- Not created yet

It is possible to report results on one or more components than those shown. Click on "Method information" to see them

Indberetningsæt 2 (Set 2 out of 5) 23

DEKS Testprogram

Component name	Unit	Materials				Lot number	Action	Method principle	Reagent	Instrument (nickname)	Calibrator	Method groups
		test1		test2								
		1. measurement	2. measurement	1. measurement	2. measurement							
B-Arsen (stofk.)	µg/L	<input type="text"/>	<input type="text"/>	<input type="text"/>	<input type="text"/>	<input type="text"/>	  	Oxyhæmoglobin, Absorptionsfotometri	Natriumnitrit	Hitachi 917 (KBA-2)	Prækalibreret	- Not created yet
P-Acetoacetat (stofk.)	mmol/L	<input type="text"/>	<input type="text"/>	<input type="text"/>	<input type="text"/>	<input type="text"/>	  	Absorbans og lysspredning	Natriumchlorid	Sysmex XE (KBA-2)	Kalibrator fra reagens kit	- Not created yet

It is possible to report results on one or more components than those shown. Click on "Method information" to see them

24 25

16. Result set number 1 of x will be shown if it is possible to enter results for x result sets.

17. Components with kind-of-property.

18. Measurement unit.

19. You report the results below the EQA-material names.


In this example it is possible to report results of double determination.


For other EQA-programs, only the result of a single determination can be entered here


Be aware that validations rules may be in effect e.g., that you cannot use the signs > and <.

20. Lot number can be entered here – *NOTE lot numbers starting with 0x0 cannot be used as it is perceived by the database as a hexadecimal number. Use the letter O instead of the number 0.*

21. Here you can:

 enter a comment on the result for the component

 pick the date of analysis, if it is different from the date you entered at basic information

 go to the page with method information if you want to change them.

22. Here you see your method information.

23. Result set number 2 of x if it is possible to enter results for several result sets.

24. Save your entries.

25. Close without saving.