



2011 DK HK-serien, databehandling Runde 01/2023

DEKS

Rigshospitalet - Glostrup
Valdemar Hansens Vej 1-23
Opgang 8, 1.
2600 Glostrup
Denmark
☎ 3863 4400
www.deks.dk

Indberetningsperiode:
20.01.2023 – 03.02.2023

Programkoordinatorer:
Karin Heidemann
✉ karin.heidemann@deks.dk
☎ 3863 4416

Morten Pedersen
✉ Morten.pedersen@deks.dk
☎ 3863 4404

Denne rapport indeholder:

- Dette brev
- Individuelle resultater

Godkendt af MP
06.02.2023

Næste Indberetningsperiode:
20.02.2023 – 03.03.2023

Antal deltagere

Ud af de 41 laboratorier, der er tilmeldt programmet, har 28 laboratorier indberettet resultater på i alt 33 indberetningssæt.

Kontrolmaterialer

Denne rapport indeholder data fra følgende materialer:

- HK16 Drug
- HK19 Biokemi
- HK19 F-Hæmoglobin
- HK19 Special
- HK20 HbA1c
- HK22 F-Hæmoglobin

Statistik

Tolkning af rapporter

Dokumentet, der beskriver, hvordan rapporten tolkes, kan ses her:

<https://deks.dk/produkter/information-om-deks-programmer/tolkning-af-rapporter/>

Tidligere resultater

Du kan se tidligere måneders middelværdier på indberettede komponenter:

<https://deks.dk/produkter/information-om-deks-programmer/hk-serien-databehandling-2011-dk/>

HK16 Drugs

HK16 Drugs er udsolgt og der vil ikke blive fremstillet en erstatning.

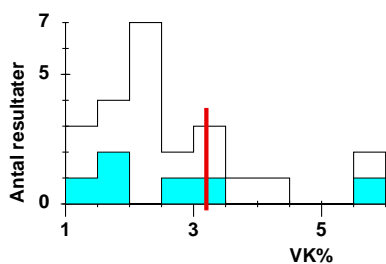
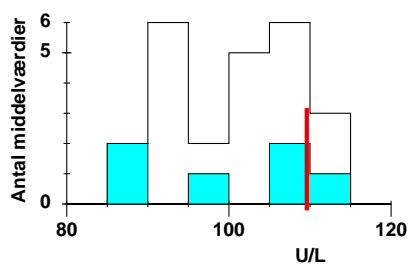
Der vil så længe DEKS finder, at der er et behov blive udført databehandling.

Med venlig hilsen

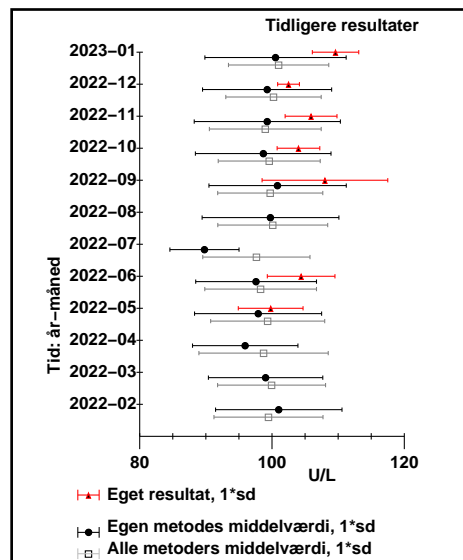
Karin Heidemann og Morten Pedersen



Alanintransaminase(ALT); kat.k.; U/L egen metode: NADH. Fotometri

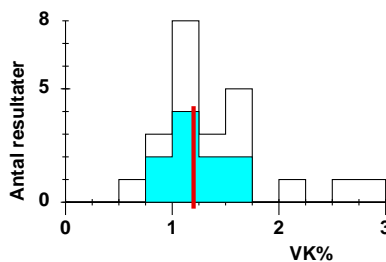
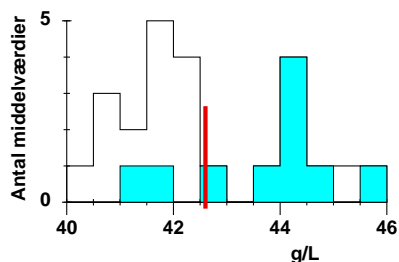


Metode	Gennemsnit	Standarddeviation	Antal lab.	egen middelværdi
Alle metoder:	101	8	24	109,6
NADH. Fotometri	101	11	6	egen VK%: 3,2
IFCC (ECCLS)	100	4	6	eget antal: 10
Fotometri	109	2,6	5	
P-5-P/NADH. Fotometri	96	6	5	
P-5-P fotometri	93,96		1	
P-5-P/NADH	104,1		1	

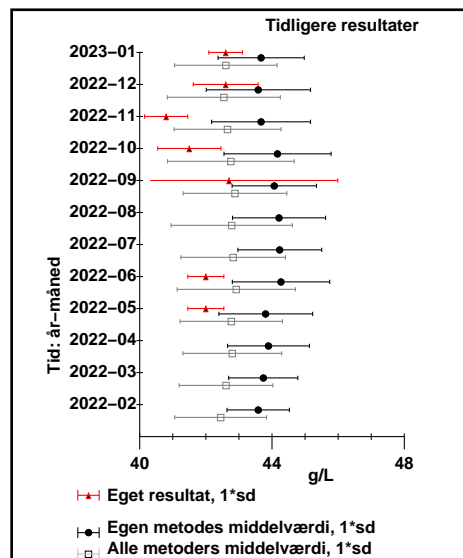


© DEKS 2023-01 1

Albumin; massek.; g/L egen metode: Bromcresolgrønt

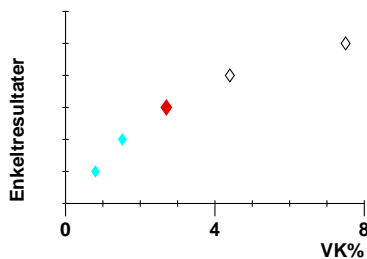
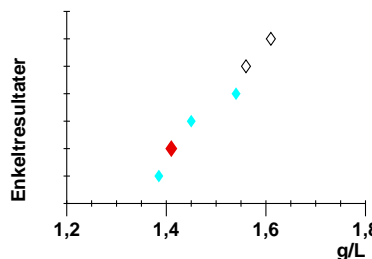


Metode	Gennemsnit	Standarddeviation	Antal lab.	egen middelværdi
Alle metoder:	42,6	1,6	24	42,6
Bromcresolgrønt	43,7	1,3	10	egen VK%: 1,2
Bromcresol purpur	41,6	0,7	13	eget antal: 10
Immunturbidimetri	45,4615		1	

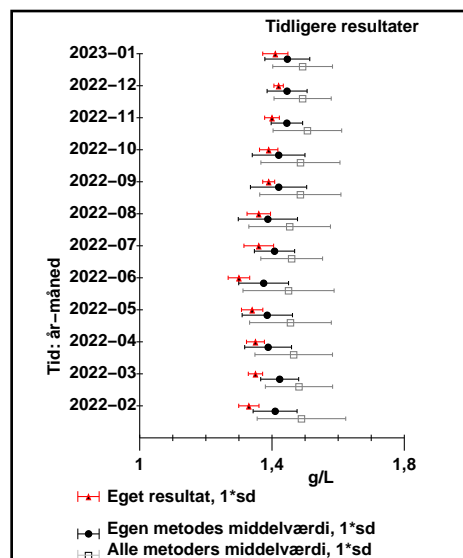


© DEKS 2023-01 2b

Antitrypsin; massek.; g/L egen metode: Turbidimetri

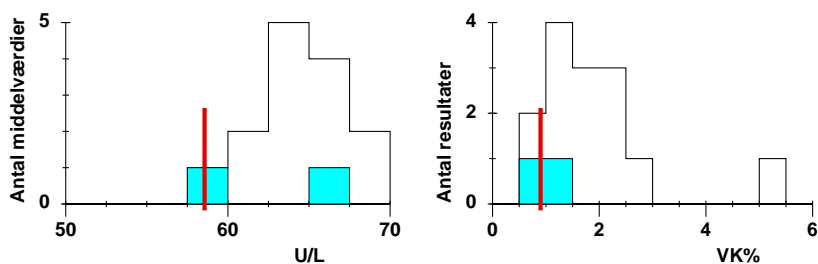


Metode	Gennemsnit	Standarddeviation	Antal lab.	egen middelværdi
Alle metoder:	1,49	0,09	6	1,41
Turbidimetri	1,45	0,07	4	egen VK%: 2,7
Nefelometri	1,58	0,04	2	eget antal: 16



© DEKS 2023-01 3b

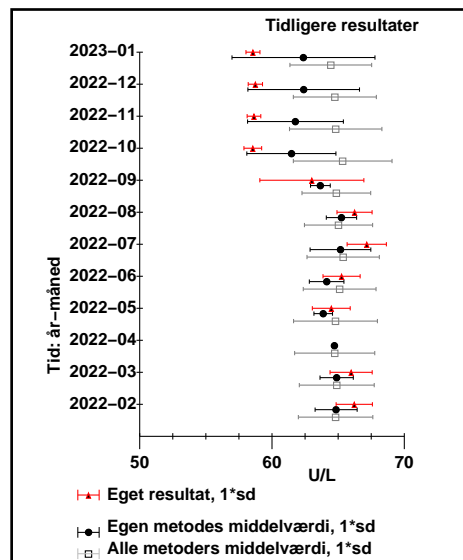
Amylase; kat.k.; U/L
egen metode: CNPG3, fotometri



Metode

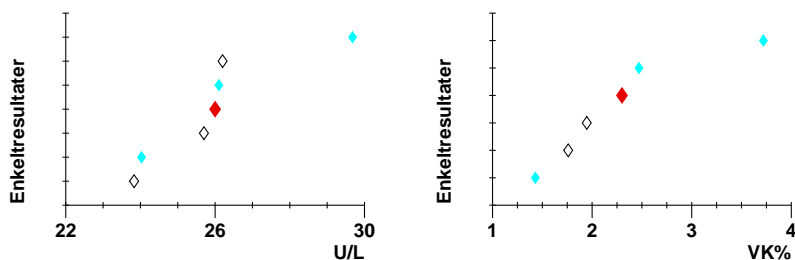
Alle metoder:
CNPG3, fotometri
E-pNP-G7 (EPS), fotometri
Fotometri
IFCC (ECCLS)

Metode	Gennemsnit	Standarddeviation	Antal lab.	egen middelværdi	egen VK%	eget antal
Alle metoder:	64,4	3,1	14	58,56	0,9	23
CNPG3, fotometri	62	5	2			
E-pNP-G7 (EPS), fotometri	64	2,7	5			
Fotometri	62,7	0,8	4			
IFCC (ECCLS)	68,0	1,5	3			



© DEKS 2023-01 4

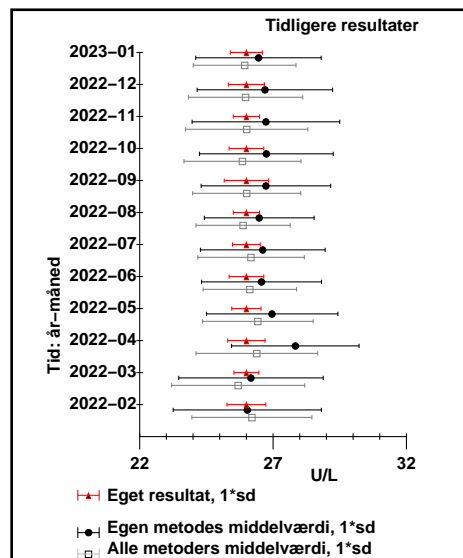
Amylase, pancreastype; kat.k.; U/L
egen metode: E-pNP-G7 (EPS), fotometri



Metode

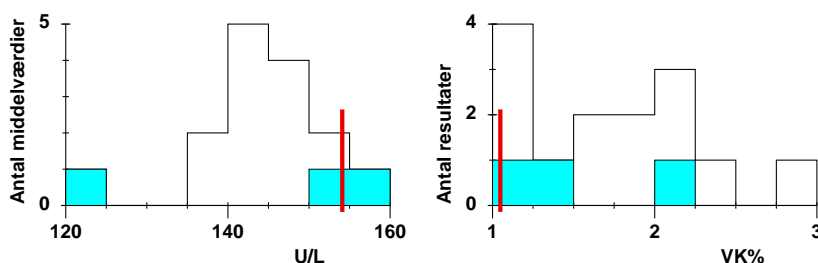
Alle metoder:
E-pNP-G7 (EPS), fotometri
IFCC sammenlignende metoder (AMP)
Kolometri

Metode	Gennemsnit	Standarddeviation	Antal lab.	egen middelværdi	egen VK%	eget antal
Alle metoder:	25,9	1,9	7	26	2,3	25
E-pNP-G7 (EPS), fotometri	26	2,4	4			
IFCC sammenlignende metoder (AMP)	25	1,3	2			
Kolometri	26,2		1			



© DEKS 2023-01 5

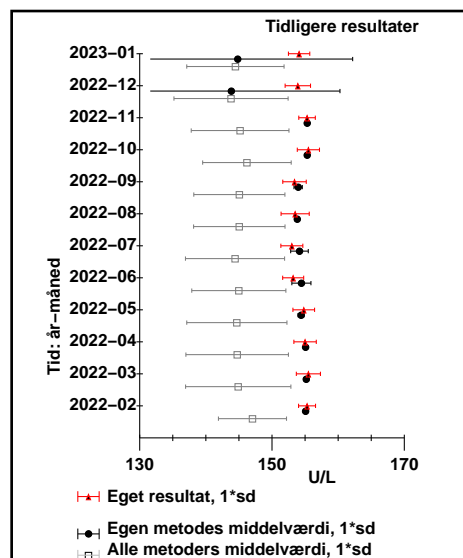
Aspartattransaminase(ASAT); kat.k.; U/L
egen metode: IFCC (ECCLS)



Metode

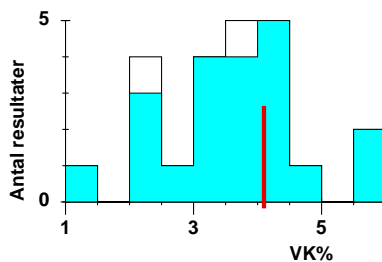
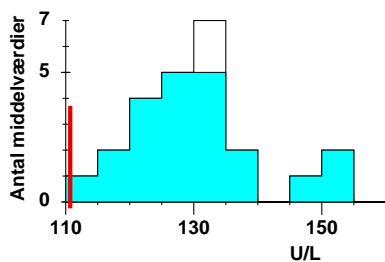
Alle metoder:
IFCC (ECCLS)
P-5-P/NADH. Fotometri
NADH. Fotometri
Fotometri

Metode	Gennemsnit	Standarddeviation	Antal lab.	egen middelværdi	egen VK%	eget antal
Alle metoder:	144	7	15	154,1	1,048	109
IFCC (ECCLS)	140	17	3			
P-5-P/NADH. Fotometri	147	4	5			
NADH. Fotometri	143	2,1	4			
Fotometri	142	4	3			



© DEKS 2023-01 6

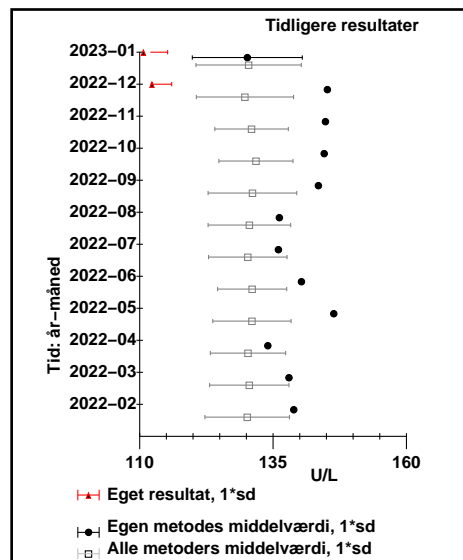
Basisk fosfatase; kat.k.; U/L egen metode: IFCC sammenlignelige metoder



Metode

Alle metoder:
IFCC sammenlignelige metoder
IFCC 2011

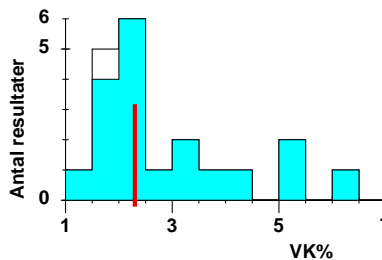
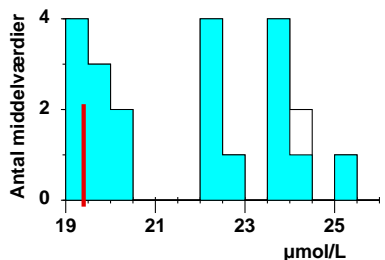
Gennemsnit	Standarddeviation	Antal lab.	egen middelværdi
130	10	24	110,7
130	10	22	egen VK%: 4,1
133,2	1,2	2	eget antal: 10



© DEKS 2023-01

7

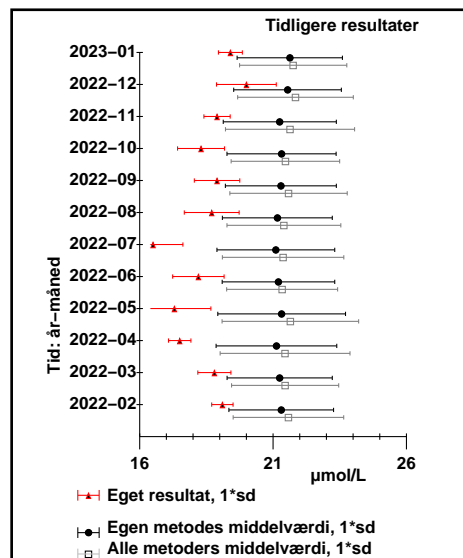
Bilirubiner; stofk.; µmol/L egen metode: Diazo fotometri



Metode

Alle metoder:
Diazo fotometri
Vanadate oxidation, fotometri

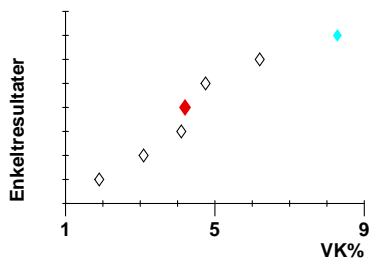
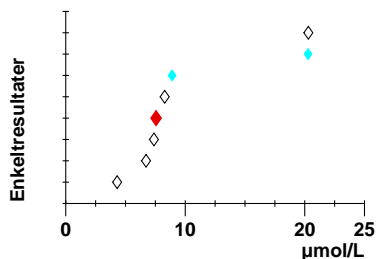
Gennemsnit	Standarddeviation	Antal lab.	egen middelværdi
21,8	2,0	21	19,4
21,6	2,0	20	egen VK%: 2,3
24,3		1	eget antal: 9



© DEKS 2023-01

8

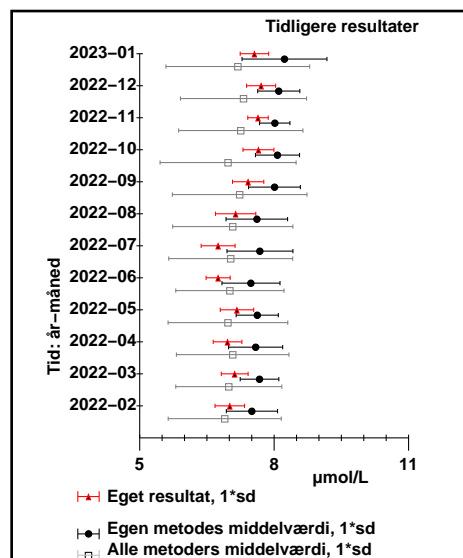
Bilirubin(konjugeret); stofk.; µmol/L egen metode: Vanadate oxidation, fotometri



Metode

Alle metoder:
Vanadate oxidation, fotometri
Diazo fotometri

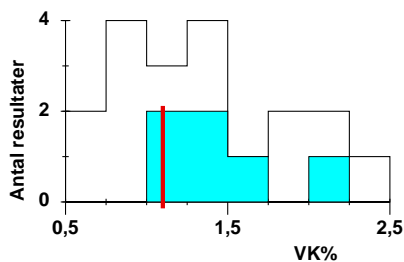
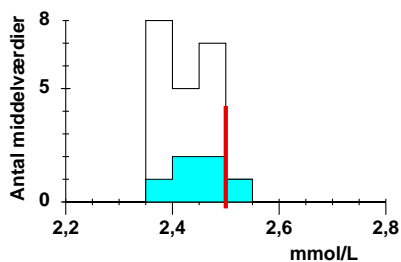
Gennemsnit	Standarddeviation	Antal lab.	egen middelværdi
10	6	8	7,56
12	7	3	egen VK%: 4,2
9	6	5	eget antal: 14



© DEKS 2023-01

9

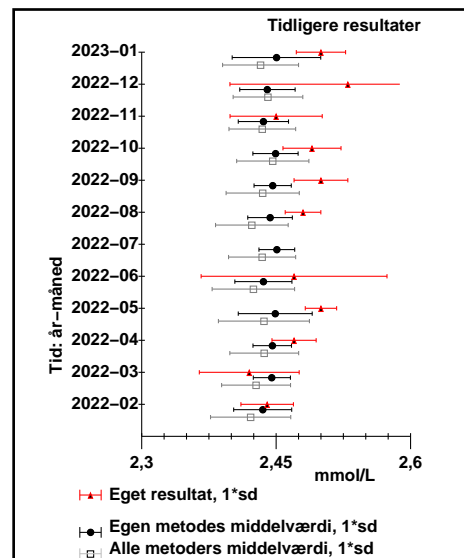
Calcium; stofk.; mmol/L
egen metode: o-Cresolphthalin, fotometri



Metode

Alle metoder:
o-Cresolphthalin, fotometri
NM-BAPTA fotometri
Arsenazo, fotometri

Gennem-	Standard-	Antal	
snit	deviation	lab.	
2,43	0,042	21	egen middelværdi: 2,5
2,45	0,05	6	egen VK%: 1,1
2,44	0,031	8	eget antal: 9
2,41	0,04	7	



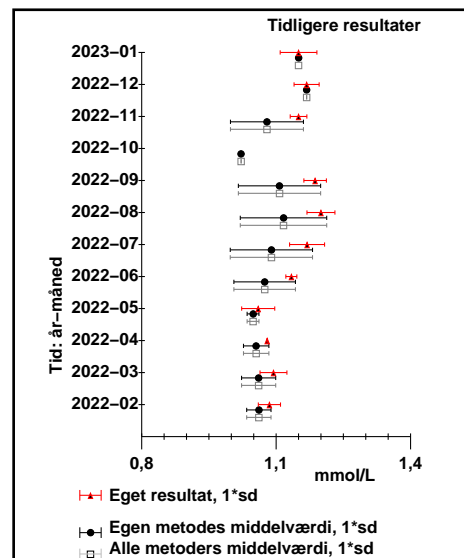
© DEKS 2023-01 10

Calcium-ion(pH=7,40); stofk.; mmol/L
egen metode: ISE-direkte

Metode

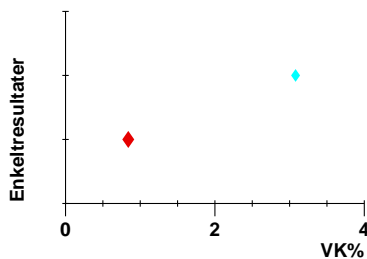
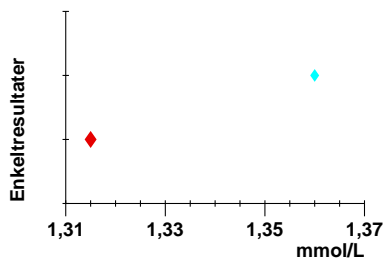
Alle metoder:
ISE-direkte

Gennem-	Standard-	Antal	
snit	deviation	lab.	
1,15		1	egen middelværdi: 1,15
1,15		1	egen VK%: 3,56
			eget antal: 18



© DEKS 2023-01 11

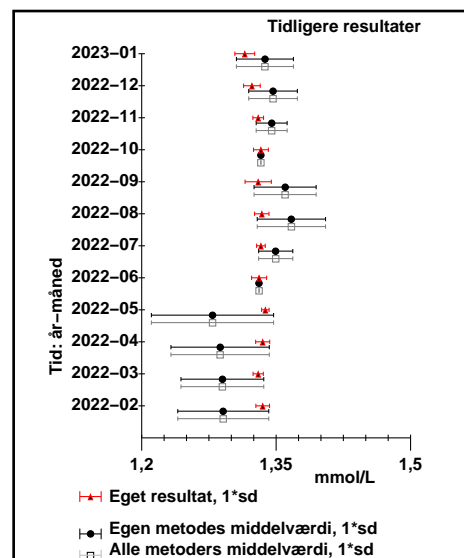
Calcium-ion (frit)(pH aktuel); stofk.; mmol/L
egen metode: ISE-direkte, potentiometri



Metode

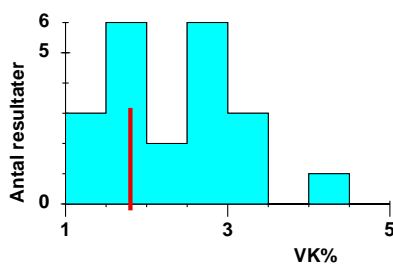
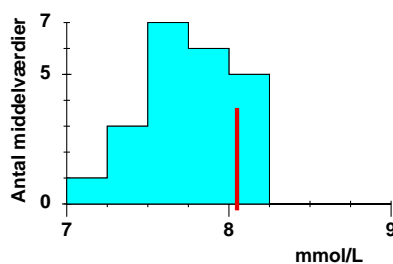
Alle metoder:
ISE-direkte, potentiometri

Gennem-	Standard-	Antal	
snit	deviation	lab.	
1,34	0,03	2	egen middelværdi: 1,315
1,34	0,03	2	egen VK%: 0,84
			eget antal: 18

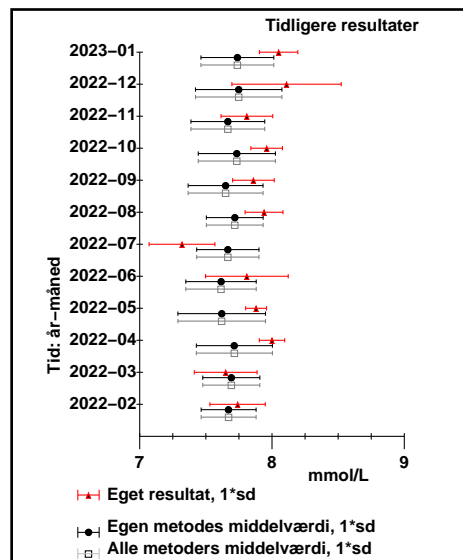


© DEKS 2023-01 12

Carbamid; stofk.; mmol/L
egen metode: Enzymatisk fotometri



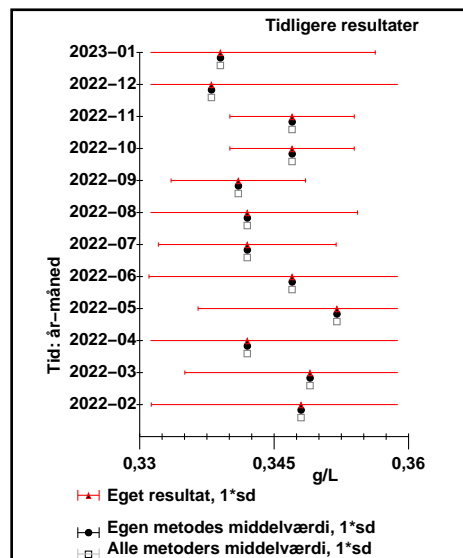
Metode	Gennemsnit	Standarddeviation	Antal lab.	egen middelværdi
Alle metoder:	7,74	0,28	22	8,05
Enzymatisk fotometri	7,74	0,28	22	1,8
				9



© DEKS 2023-01 14

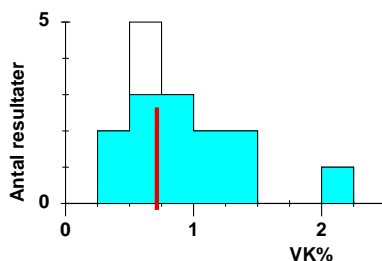
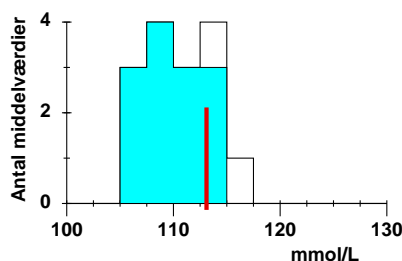
Ferroxidase(Ceruloplasmin); massek.; g/L
egen metode: Nefelometri

Metode	Gennemsnit	Standarddeviation	Antal lab.	egen middelværdi
Alle metoder:	0,339		1	0,339
Nefelometri	0,339		1	5,1
				7

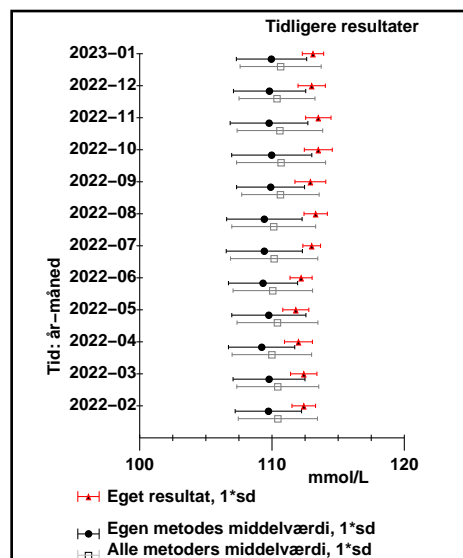


© DEKS 2023-01 17b

Chlorid; stofk.; mmol/L
egen metode: ISE-indirekte

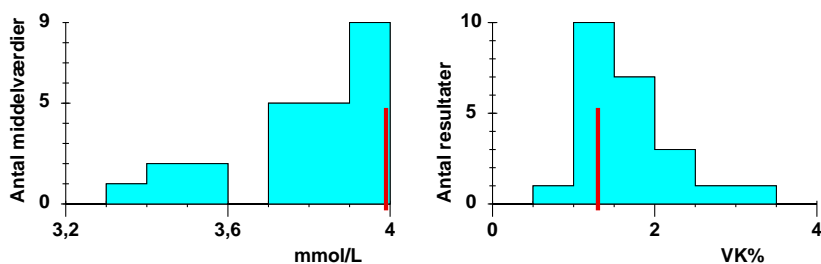


Metode	Gennemsnit	Standarddeviation	Antal lab.	egen middelværdi
Alle metoder:	110,7	3,1	15	113,1
ISE-indirekte	110,0	2,7	13	0,7137
ISE-direkte	115,1	0,6	2	108

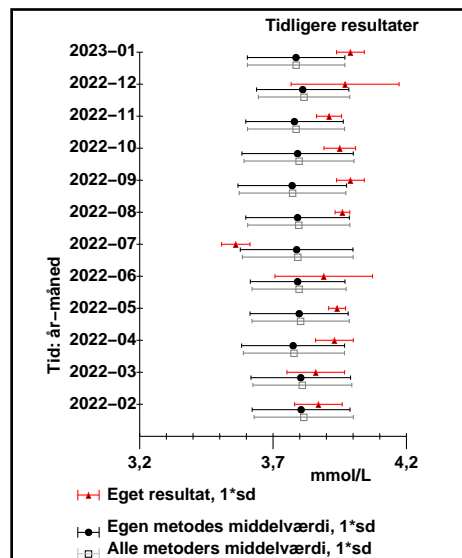


© DEKS 2023-01 18

Cholesterol+ester; stofk.; mmol/L egen metode: Enzymatisk fotometri

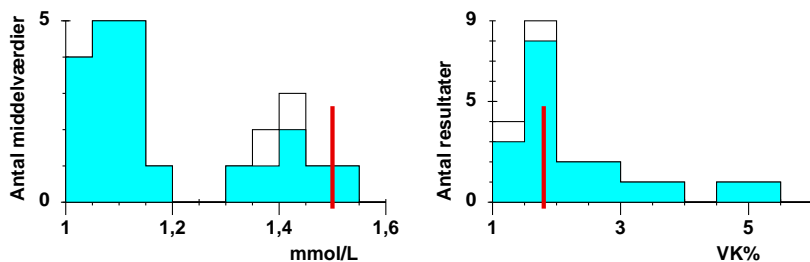


Metode	Gennemsnit	Standarddeviation	Antal lab.	egen middelværdi
Alle metoder:	3,79	0,18	24	3,99
Enzymatisk fotometri	3,79	0,18	24	1,3

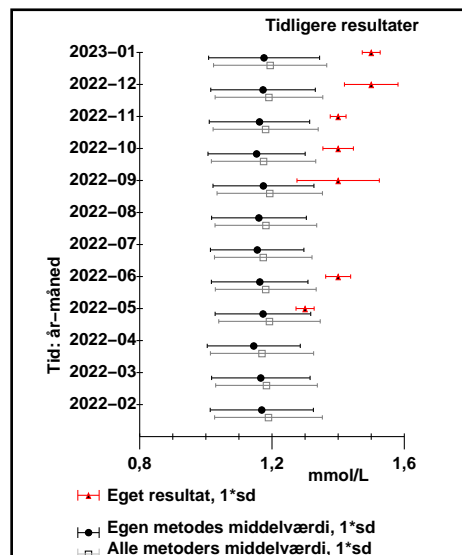


© DEKS 2023-01 19

Cholesterol+ester, i HDL; stofk.; mmol/L egen metode: Direkte HDL-måling

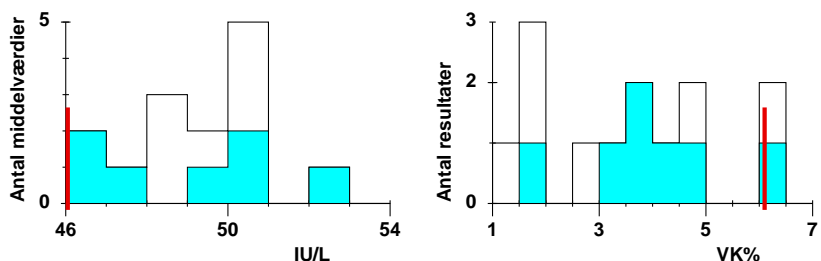


Metode	Gennemsnit	Standarddeviation	Antal lab.	egen middelværdi
Alle metoder:	1,19	0,17	23	1,5
Direkte HDL-måling	1,18	0,17	21	1,8
Fotometri	1,39	0,03	2	

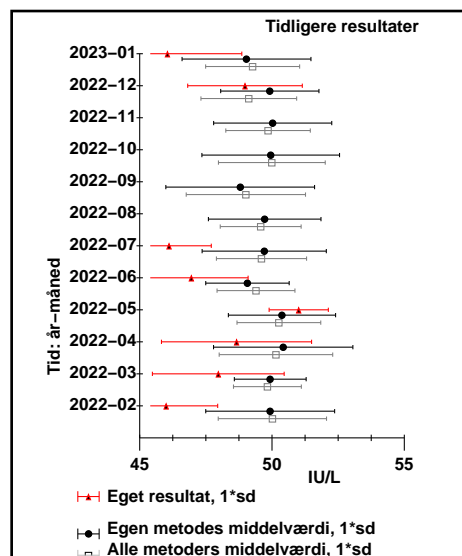


© DEKS 2023-01 20

Choriogonadotropin+beta-kæder; arb.stofk.; IU/L egen metode: Chemiluminescens immunoassay

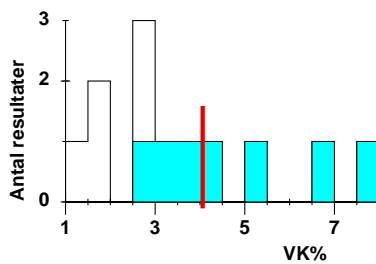
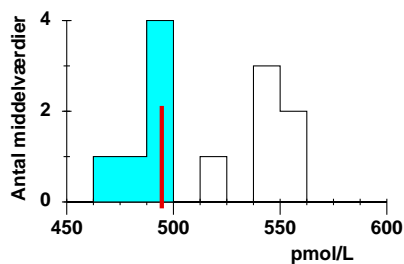


Metode	Gennemsnit	Standarddeviation	Antal lab.	egen middelværdi
Alle metoder:	49,3	1,8	14	46,05
Chemiluminescens immunoassay	49	2,4	7	6,1
Elektrokemiluminescens immunoassay	49,5	0,9	4	
Sandwich-immunoassay med fluorescensdetektion	49,5	1,1	3	

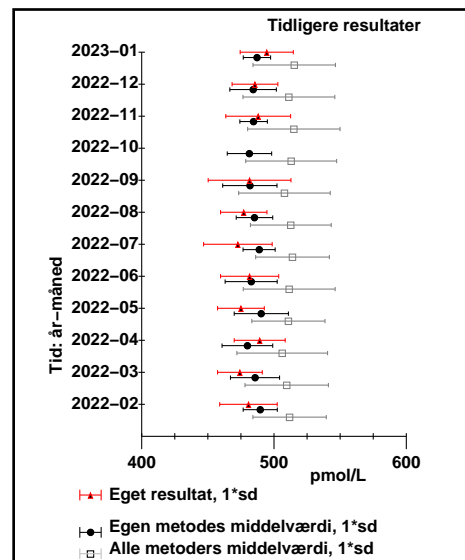


© DEKS 2023-01 22

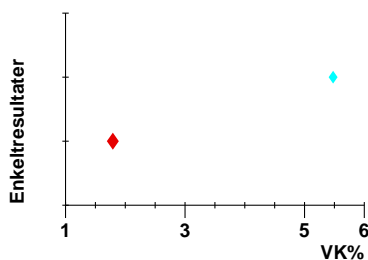
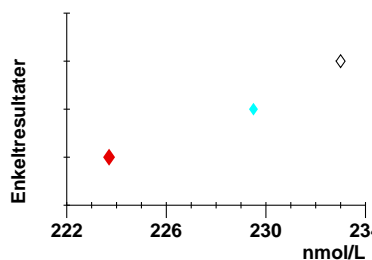
Cobalamin(Vitamin B12); stofk.; pmol/L egen metode: Chemiluminescens immunoassay



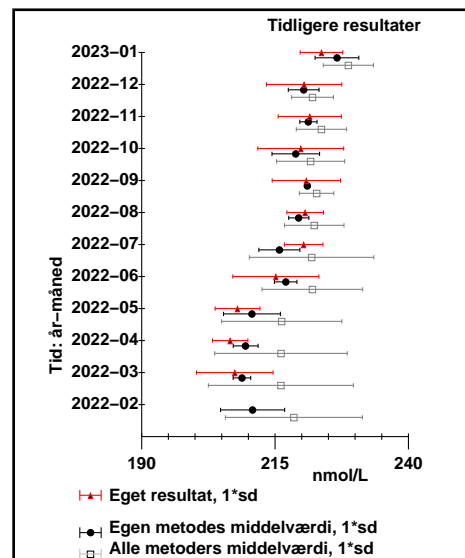
Metode	Gennemsnit	Standarddeviation	Antal lab.	egen middelværdi:
Alle metoder:	520	31	12	494,54
Chemiluminescens immunoassay	487	10	6	egen VK%: 4,06
Elektrokemiluminescens immunoassay	543	11	6	eget antal: 28



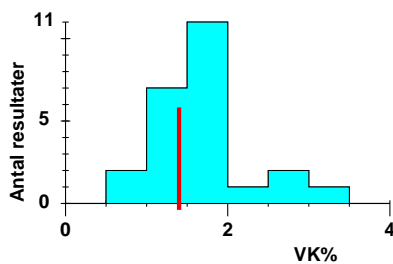
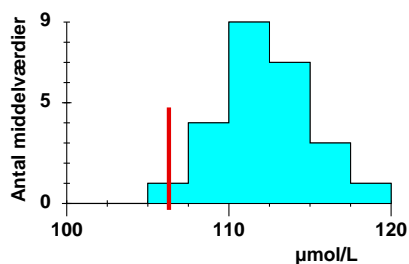
Cortisol; stofk.; nmol/L egen metode: Chemiluminescens immunoassay



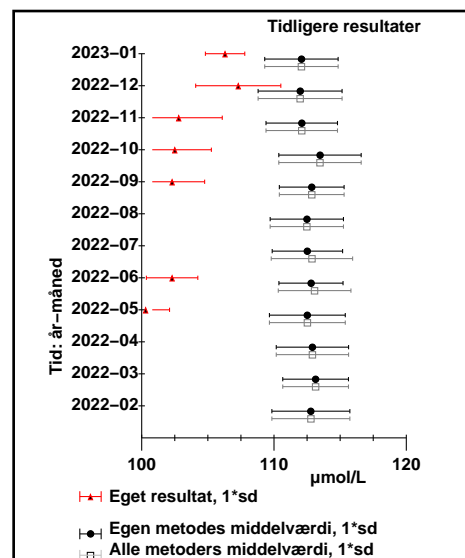
Metode	Gennemsnit	Standarddeviation	Antal lab.	egen middelværdi:
Alle metoder:	229	5	3	223,7
Chemiluminescens immunoassay	227	4	2	egen VK%: 1,7918
Elektrokemiluminescens immunoassay	233	1	1	eget antal: 13



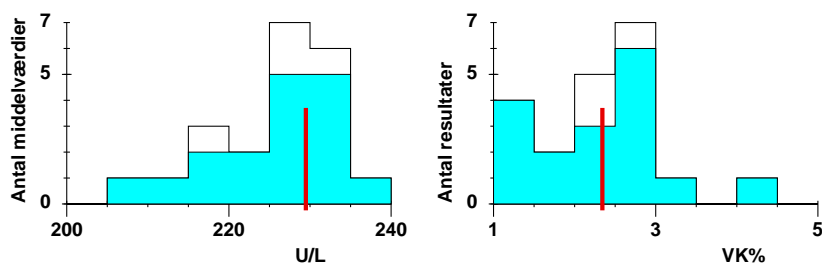
Creatininium; stofk.; µmol/L egen metode: Enzymatisk fotometri



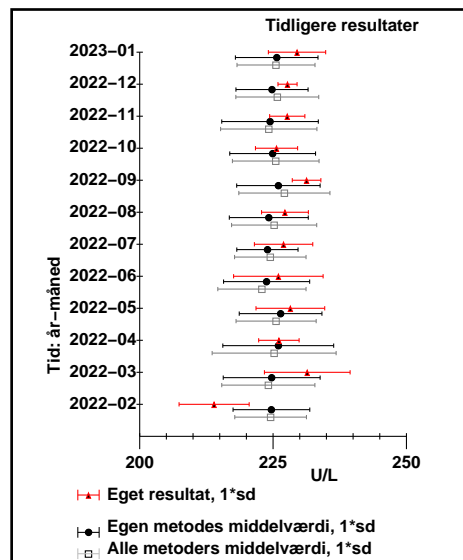
Metode	Gennemsnit	Standarddeviation	Antal lab.	egen middelværdi:
Alle metoder:	112,1	2,8	25	106,3
Enzymatisk fotometri	112,1	2,8	25	egen VK%: 1,4
				eget antal: 10



Creatinkinase(CK); kat.k.; U/L
egen metode: ADP/NADPH, fotometri

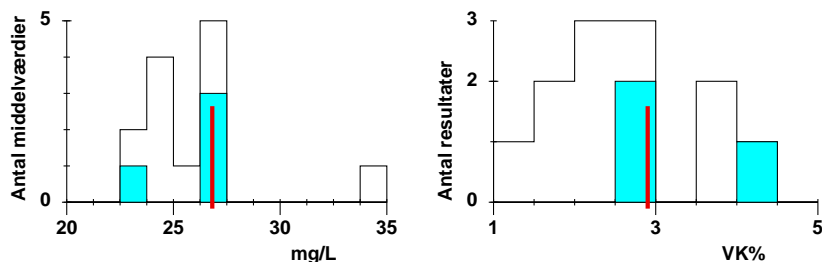


Metode	Gennemsnit	Standarddeviation	Antal lab.	egen middelværdi	egen VK%
Alle metoder:	226	7	21	229,49	2,3422
ADP/NADPH, fotometri	226	8	17		
Fotometri	225	6	4		

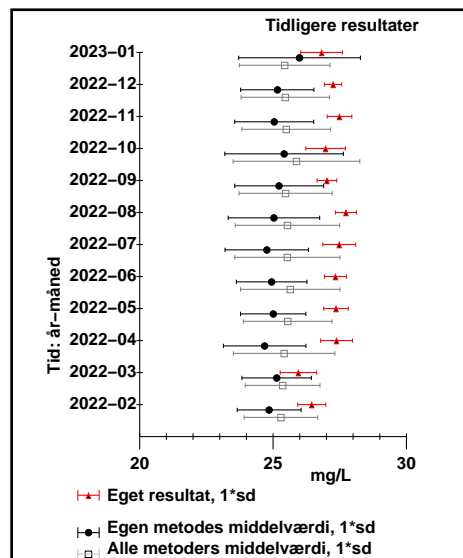


© DEKS 2023-01 27

C-reaktivt protein(CRP); massek.; mg/L
egen metode: Turbidimetri

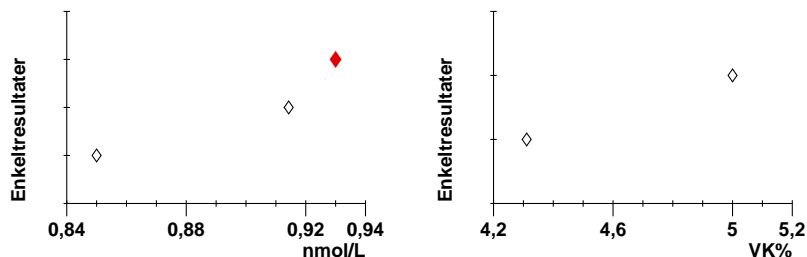


Metode	Gennemsnit	Standarddeviation	Antal lab.	egen middelværdi	egen VK%
Alle metoder:	26,1	3,0	13	26,82	2,901
Turbidimetri	26	2,3	4		
Latex- turbidimetri	26	3,5	9		

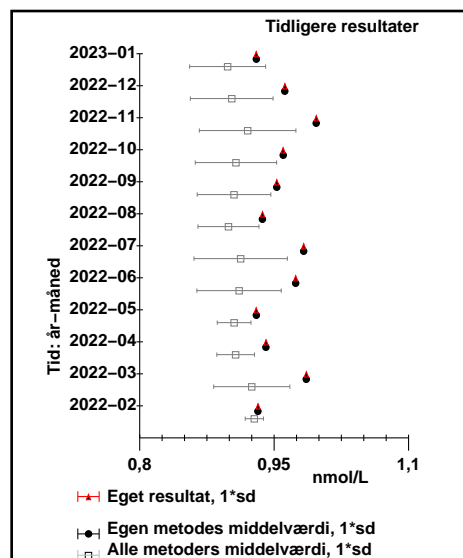


© DEKS 2023-01 28

Estradiol; stofk.; nmol/L
egen metode: Elektrokemiluminescens immunoassay (ECLIA)

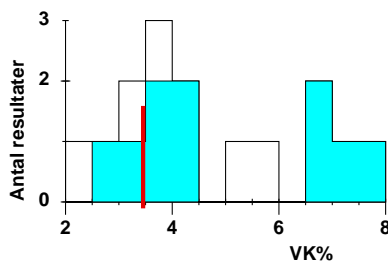
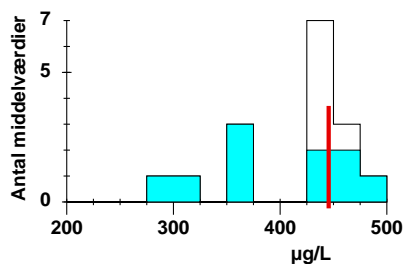


Metode	Gennemsnit	Standarddeviation	Antal lab.	egen middelværdi	egen VK%
Alle metoder:	0,90	0,04	3	0,93	1
Elektrokemiluminescens immunoassay (ECLIA)	0,93		1		
Chemiluminescens immunoassay	0,88	0,05	2		

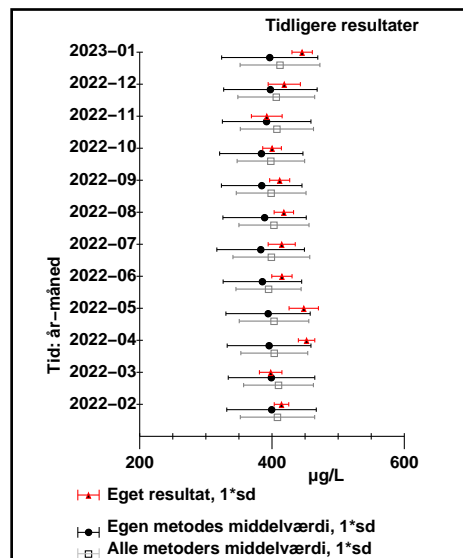


© DEKS 2023-01 32

Ferritin; massek.; µg/L egen metode: Chemiluminiscens immunoassay

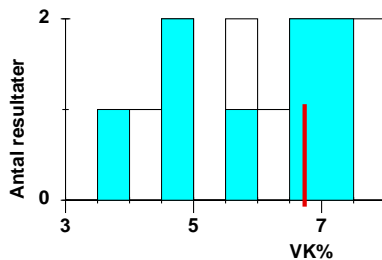
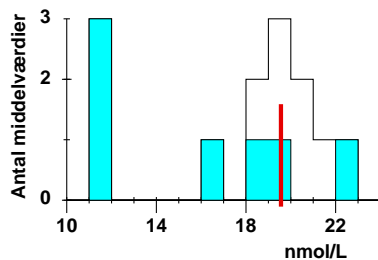


Metode	Gennemsnit	Standarddeviation	Antal lab.	egen middelværdi
Alle metoder:	410	60	16	445,5
Chemiluminiscens immunoassay	400	70	10	egen VK%: 3,4543
Elektrokemiluminescens immunoassay	438	11	6	eget antal: 13

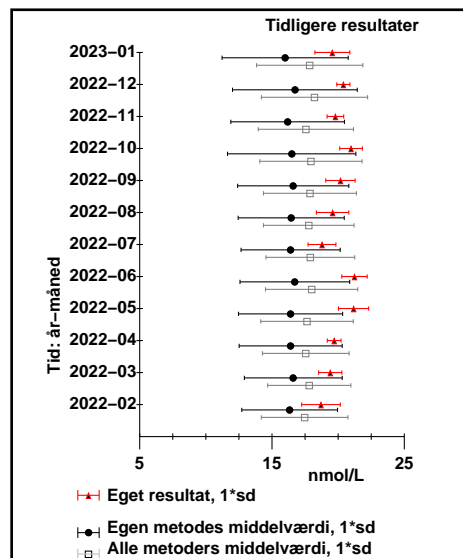


© DEKS 2023-01 33b

Folat; stofk.; nmol/L egen metode: Chemiluminiscens immunoassay

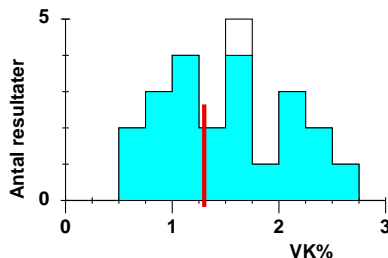
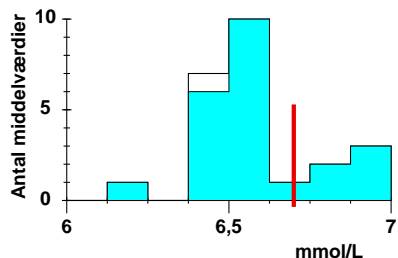


Metode	Gennemsnit	Standarddeviation	Antal lab.	egen middelværdi
Alle metoder:	18	4,0	13	19,56
Chemiluminiscens immunoassay	16	5	7	egen VK%: 6,7352
Elektrokemiluminescens immunoassay	20,0	1,0	6	eget antal: 13

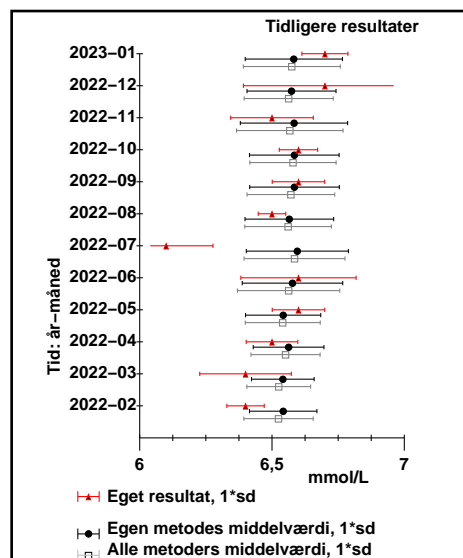


© DEKS 2023-01 34

Glukose; stofk.; mmol/L egen metode: Fotometri

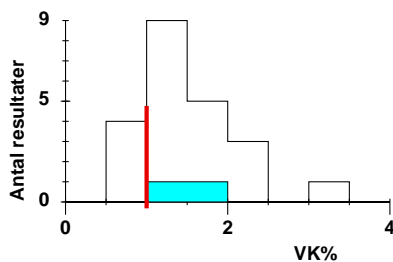
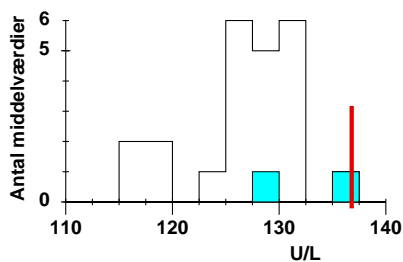


Metode	Gennemsnit	Standarddeviation	Antal lab.	egen middelværdi
Alle metoder:	6,57	0,18	24	6,7
Fotometri	6,58	0,18	23	egen VK%: 1,3
Amperometri	6,4		1	eget antal: 9



© DEKS 2023-01 36

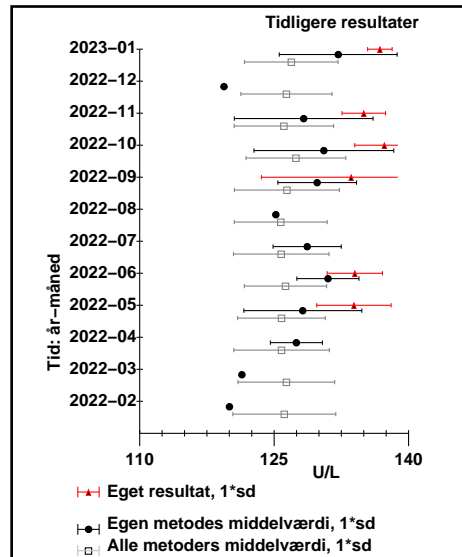
Gamma-Glutamyltransferase(GGT); kat.k.; U/L egen metode: Glucana/tris, fotometri



Metode

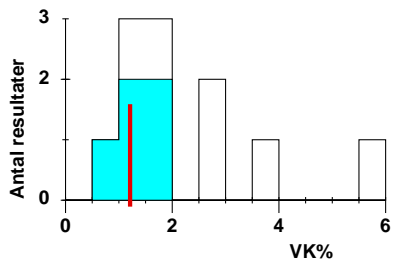
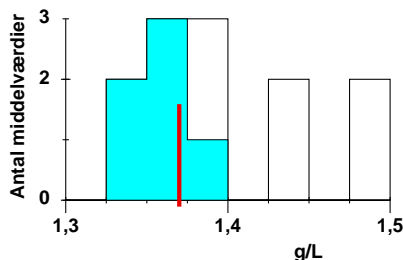
Alle metoder:
Glucana/tris, fotometri
Glucana/p-nitroanalin, fotometri
IFCC (ECCLS)
Kolometri

Gennemsnit	Standarddeviation	Antal lab.	egen middelværdi: 136,8
127	5,2	23	egen VK%: 1
132	7	2	eget antal: 10
126	6	14	
127	2,5	6	
126,25		1	



© DEKS 2023-01 37

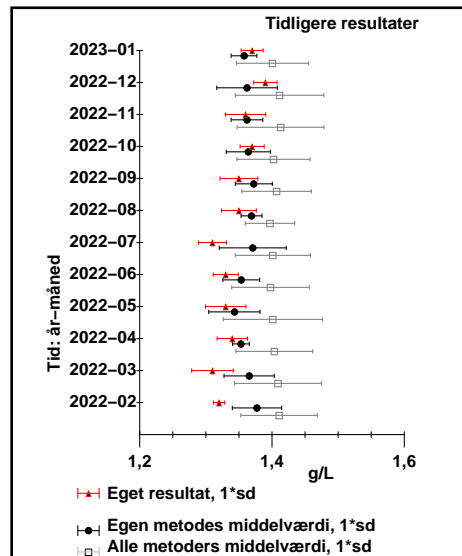
Haptoglobin; massek.; g/L egen metode: Turbidimetri



Metode

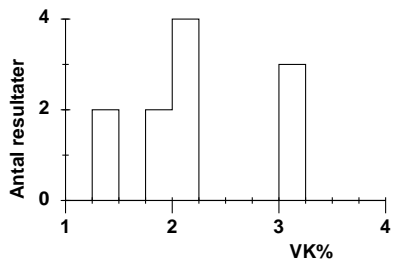
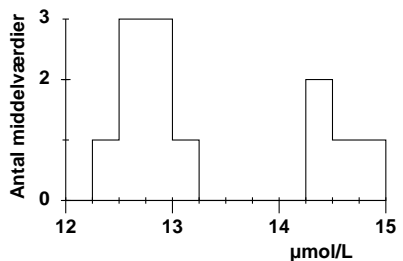
Alle metoder:
Turbidimetri
Nefelometri
Immunturbidimetri

Gennemsnit	Standarddeviation	Antal lab.	egen middelværdi: 1,37
1,40	0,05	12	egen VK%: 1,21
1,358	0,019	6	eget antal: 9
1,47	0,03	4	
1,3965	0,0007	2	



© DEKS 2023-01 38b

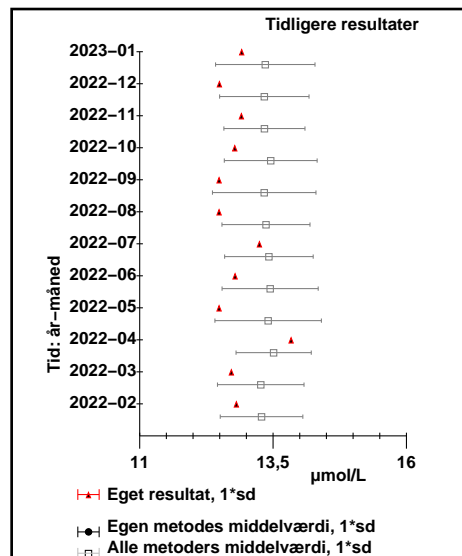
Immunglobulin A; stofk.; µmol/L egen metode: Ukendt



Metode

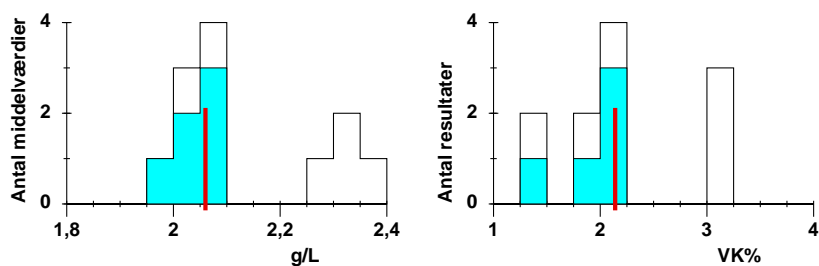
Alle metoder:
Turbidimetri
Immunturbidimetri
Nefelometri

Gennemsnit	Standarddeviation	Antal lab.	egen middelværdi: 12,7
13,4	0,9	12	egen VK%: 0,24
12,8	0,3	2	
12,7	0,25	6	
14,6	0,24	4	

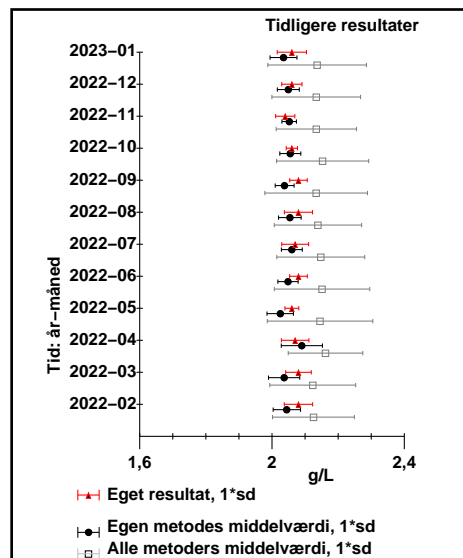


© DEKS 2023-01 41a

Immunglobulin A; massek.; g/L egen metode: Immunturbidimetri

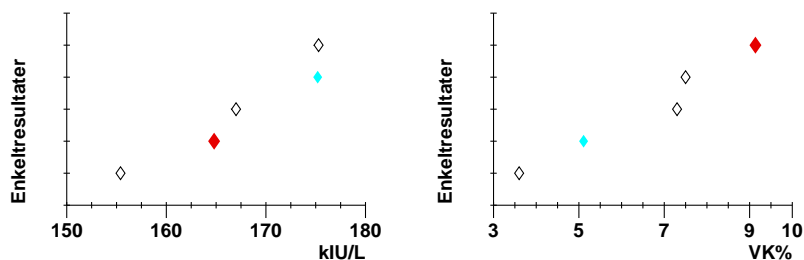


Metode	Gennemsnit	Standarddeviation	Antal lab.	egen middelværdi: 2,06
Alle metoder:	2,14	0,15	12	egen VK%: 2,14
Immunturbidimetri	2,03	0,04	6	eget antal: 8
Nefelometri	2,33	0,04	4	
Turbidimetri	2,05	0,04	2	

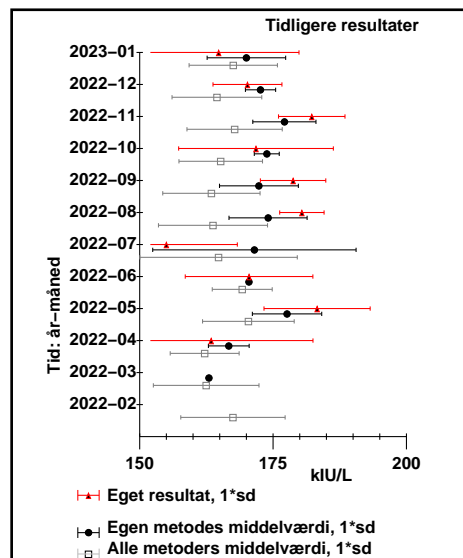


© DEKS 2023-01 41b

Immunglobulin E; arb.stofk.; kIU/L egen metode: Flourescens immunoassay

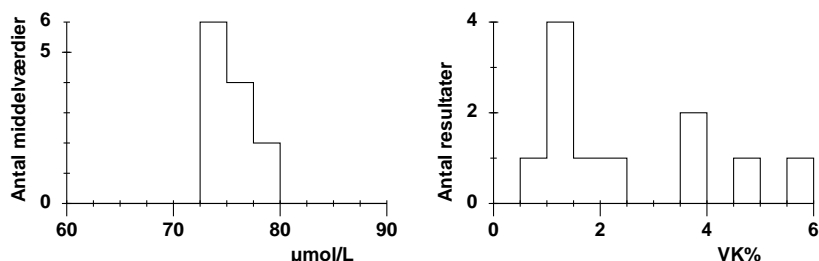


Metode	Gennemsnit	Standarddeviation	Antal lab.	egen middelværdi: 164,8
Alle metoder:	168	8	5	egen VK%: 9,1363
Flourescens immunoassay	170	7	2	eget antal: 5
Enzymatisk immunoassay	171	6	2	
Chemiluminiscens immunoassay	155,4		1	

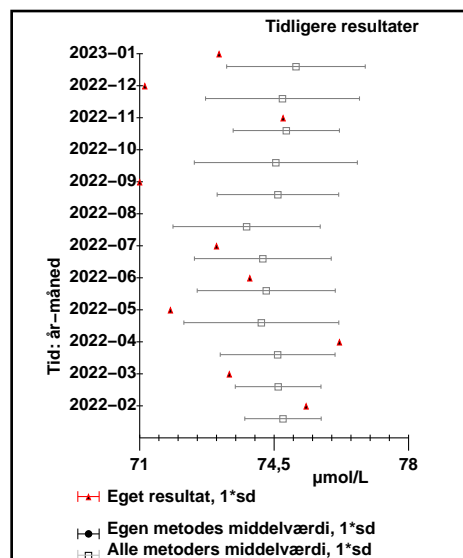


© DEKS 2023-01 42

Immunglobulin G; stofk.; µmol/L egen metode: Ukendt

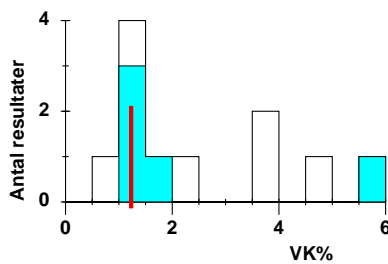
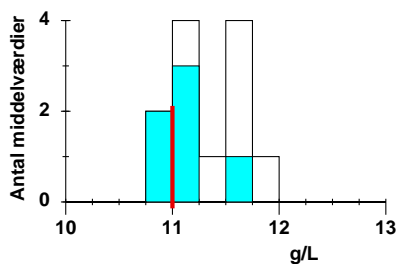


Metode	Gennemsnit	Standarddeviation	Antal lab.	egen middelværdi: 74,5
Alle metoder:	75,4	2,1	12	egen VK%: 77,8
Turbidimetri	74,6	0,9	2	
Immunturbidimetri	74,1	1,5	6	
Nefelometri	77,8	1,2	4	



© DEKS 2023-01 43a

Immunglobulin G; massek.; g/L egen metode: Immunturbidimetri

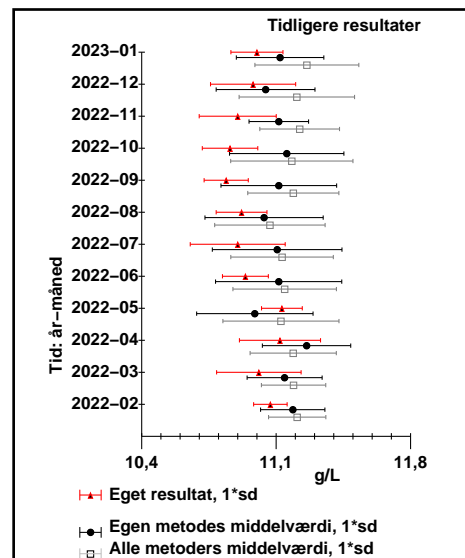


Metode

Alle metoder:
Immunturbidimetri
Nefelometri
Turbidimetri

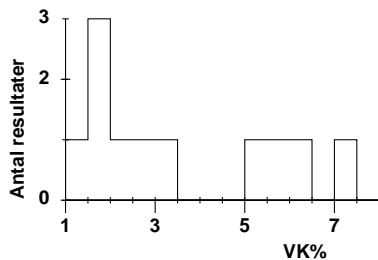
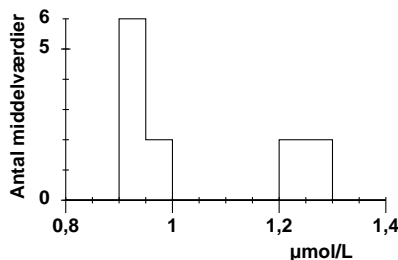
Gennemsnit	Standarddeviation	Antal lab.
11,3	0,32	12
11,1	0,23	6
11,67	0,18	4
11,2	0,14	2

egen middelværdi: 11
egen VK%: 1,23
eget antal: 8



© DEKS 2023-01 43b

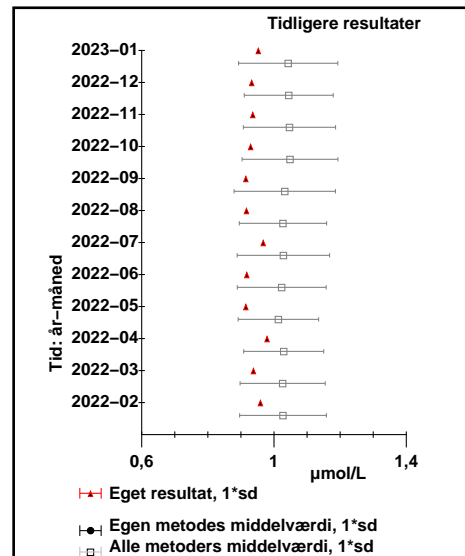
Immunglobulin M; stofk.; µmol/L egen metode: Ukendt



Metode

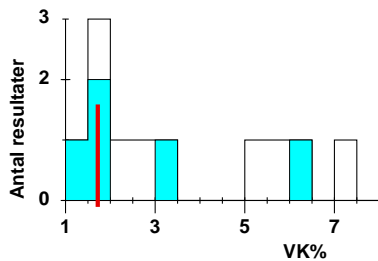
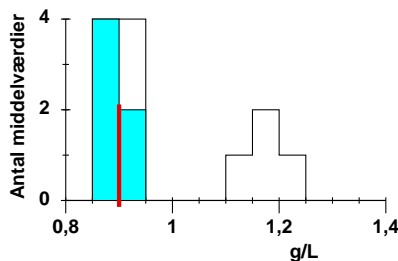
Alle metoder:
Immunturbidimetri
Nefelometri
Turbidimetri

Gennemsnit	Standarddeviation	Antal lab.
1,04	0,15	12
0,937	0,012	6
1,24	0,03	4
0,96	0,015	2



© DEKS 2023-01 44a

Immunglobulin M; massek.; g/L egen metode: Immunturbidimetri

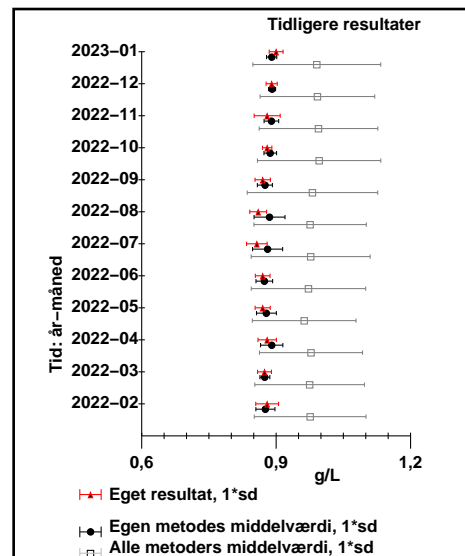


Metode

Alle metoder:
Immunturbidimetri
Nefelometri
Turbidimetri

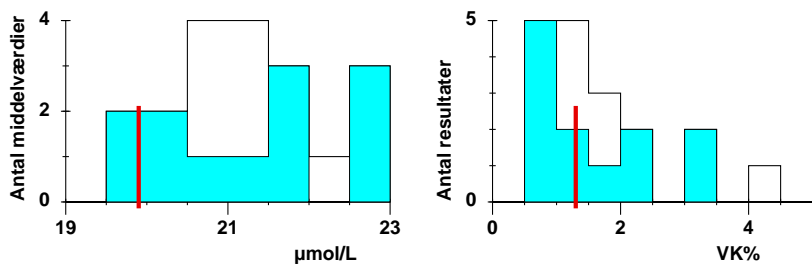
Gennemsnit	Standarddeviation	Antal lab.
0,99	0,14	12
0,890	0,011	6
1,18	0,03	4
0,91	0,014	2

egen middelværdi: 0,9
egen VK%: 1,72
eget antal: 8

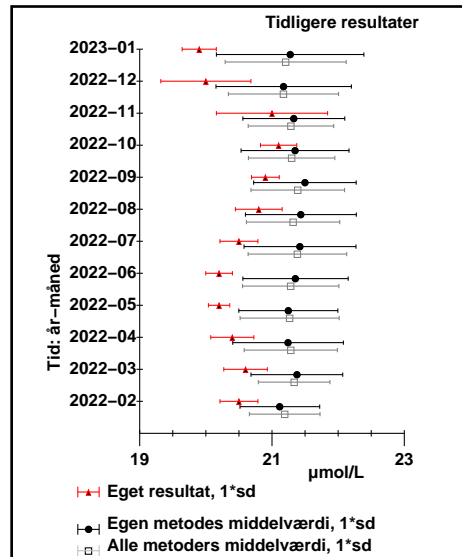


© DEKS 2023-01 44b

Jern; stofk.; $\mu\text{mol/L}$
egen metode: Ferene, fotometri

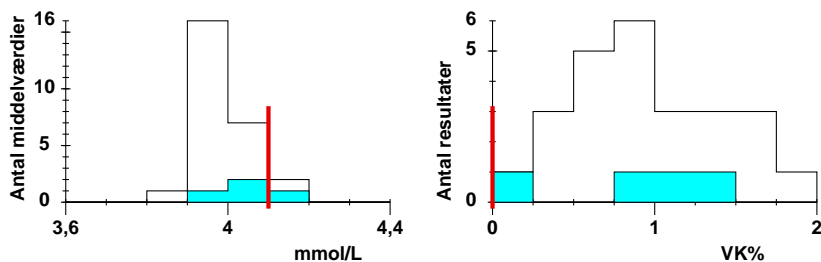


Metode	Gennemsnit	Standarddeviation	Antal lab.	egen middelværdi
Alle metoder:	21,2	0,9	19	19,9
Ferene, fotometri	21,3	1,1	12	1,3
Ferrozine, fotometri	21,1	0,5	7	eget antal: 30

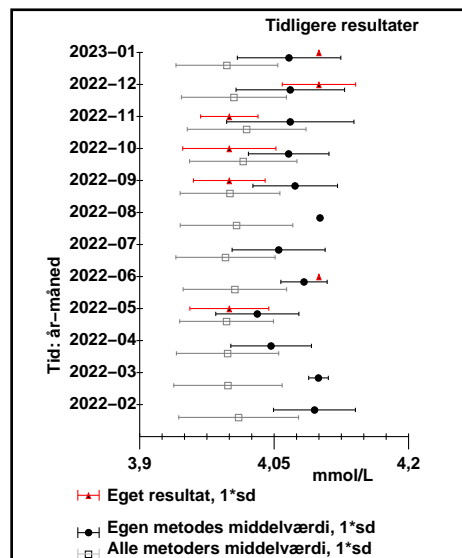


© DEKS 2023-01 46

Kalium-ion; stofk.; mmol/L
egen metode: ISE-direkte

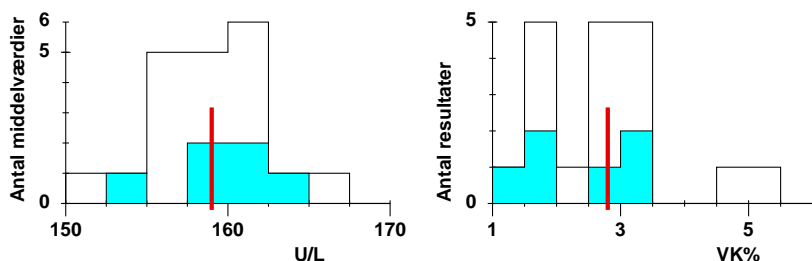


Metode	Gennemsnit	Standarddeviation	Antal lab.	egen middelværdi
Alle metoder:	4,00	0,07	26	4,1
ISE-direkte	4,10	0,08	4	0
ISE-indirekte	3,99	0,051	22	eget antal: 10

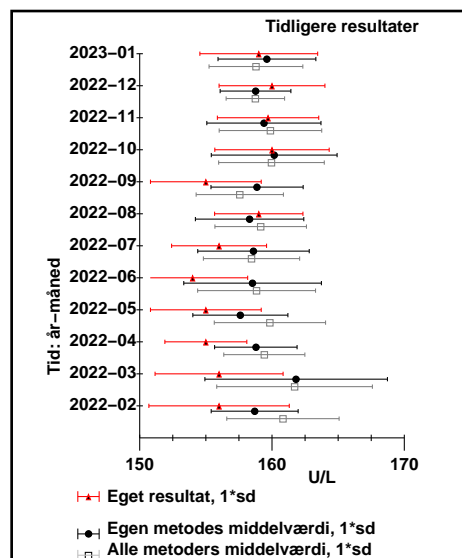


© DEKS 2023-01 47

Lactatdehydrogenase(LD, LDH); kat.k.; U/L
egen metode: Lactat, NAD/NADH

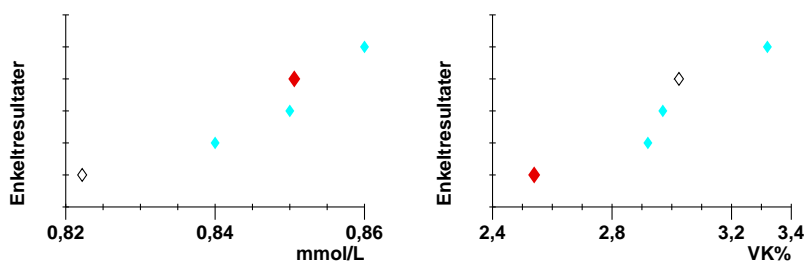


Metode	Gennemsnit	Standarddeviation	Antal lab.	egen middelværdi
Alle metoder:	158,8	3,5	20	159
Lactat, NAD/NADH	160	4	6	2,8
IFCC sammenlignende metoder	157	4	6	eget antal: 30
Pyrovat, NAD/NADH	158	2,7	5	
IFCC (ECCLS)	161	5	3	



© DEKS 2023-01 49

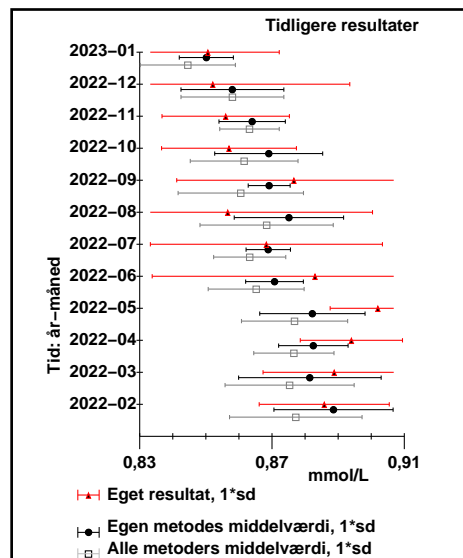
Lithium-ion; stofk.; mmol/L
egen metode: Kemisk fotometri



Metode

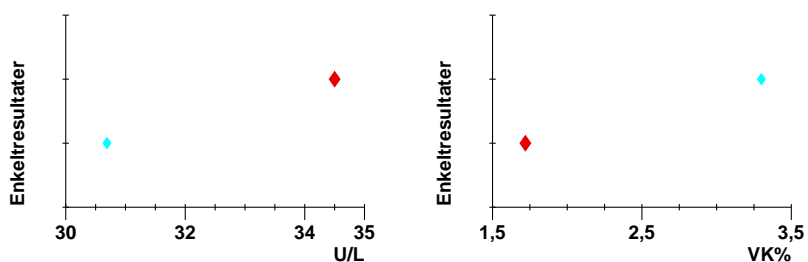
Alle metoder:
Kemisk fotometri
Kolometri

Gennemsnit	Standarddeviation	Antal lab.	egen middelværdi	egen VK%	egen antal
0,845	0,014	5	0,8506	2,5394	15
0,850	0,008	4			
0,8222		1			



© DEKS 2023-01 51

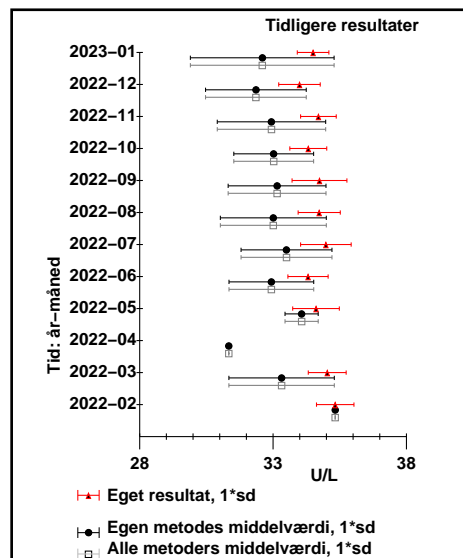
Lipoproteinlipase; kat.k.; U/L
egen metode: Fotometri



Metode

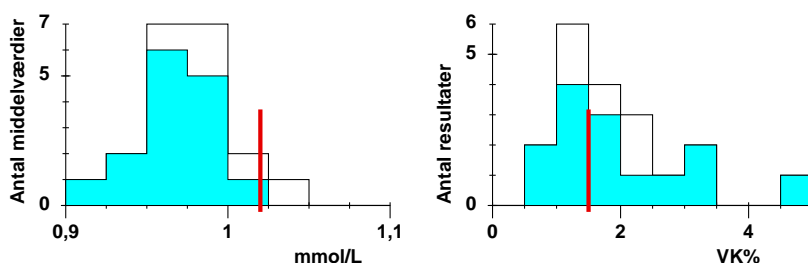
Alle metoder:
Fotometri

Gennemsnit	Standarddeviation	Antal lab.	egen middelværdi	egen VK%	egen antal
33	3	2	34,5	1,72	38
33	3	2			



© DEKS 2023-01 52

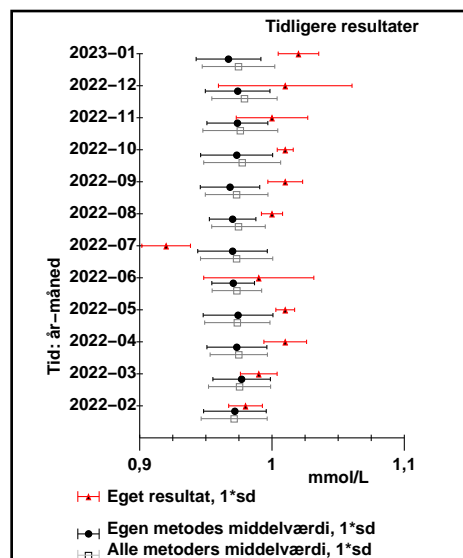
Magnesium; stofk.; mmol/L
egen metode: Fotometri



Metode

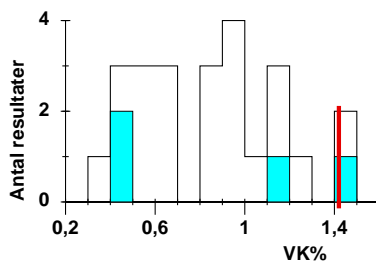
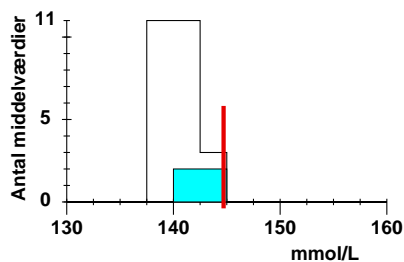
Alle metoder:
Fotometri
Enzymatic

Gennemsnit	Standarddeviation	Antal lab.	egen middelværdi	egen VK%	egen antal
0,975	0,027	20	1,02	1,5	9
0,967	0,024	15			
1,00	0,025	5			



© DEKS 2023-01 54

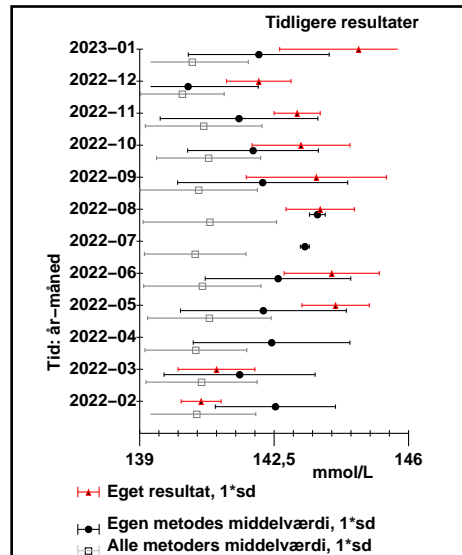
Natrium-ion; stofk.; mmol/L egen metode: ISE-direkte



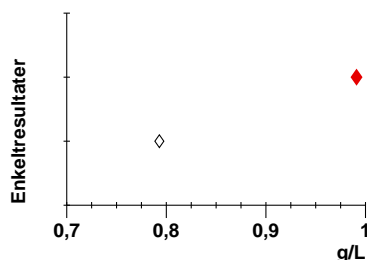
Metode

Alle metoder:
ISE-direkte
ISE-indirekte

Gennem- snit	Standard- deviation	Antal lab.	egen middelværdi:
140,5	1,7	25	144,7
143	2,0	4	egen VK%: 1,42
140,1	1,3	21	eget antal: 9



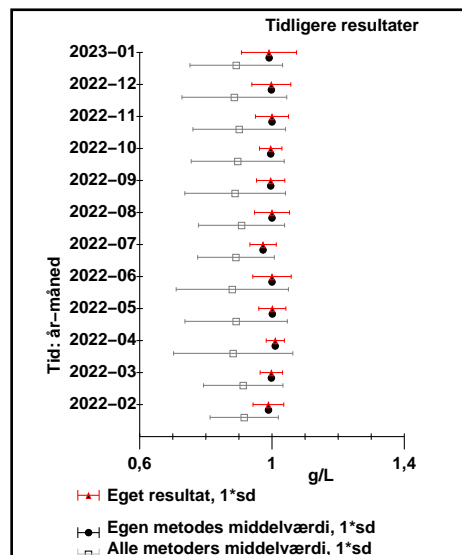
Orosomucoid; massek.; g/L egen metode: Nefelometri



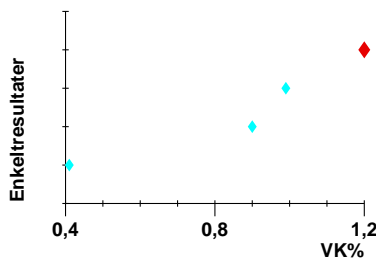
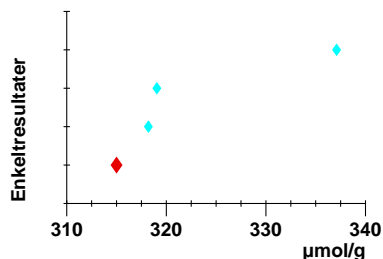
Metode

Alle metoder:
Nefelometri
Immunturbidimetri

Gennem- snit	Standard- deviation	Antal lab.	egen middelværdi:
0,9	0,14	2	0,991
0,991		1	egen VK%: 8,4
0,793		1	eget antal: 30



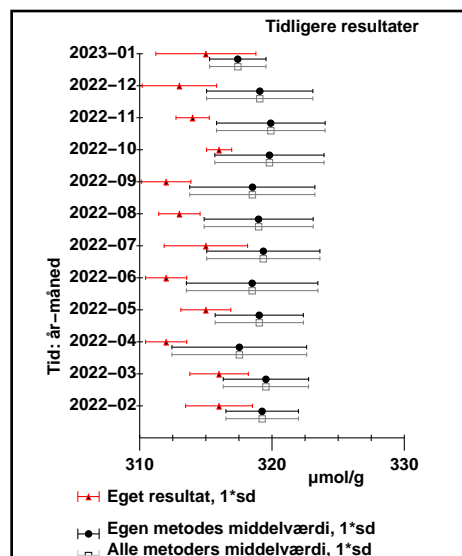
Opløst substans(Osmolalitet); molal.; µmol/g egen metode: Frysepunktssænkning



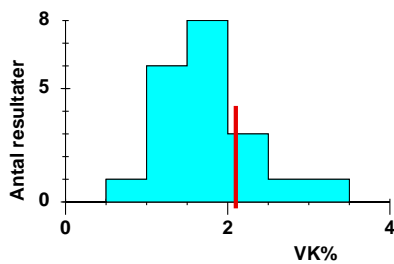
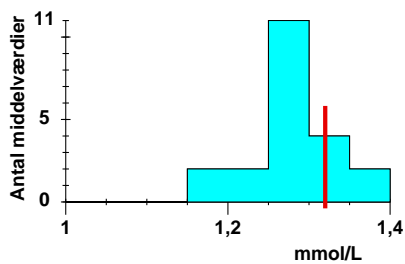
Metode

Alle metoder:
Frysepunktssænkning

Gennem- snit	Standard- deviation	Antal lab.	egen middelværdi:
322	10	4	315
322	10	4	egen VK%: 1,2
			eget antal: 14



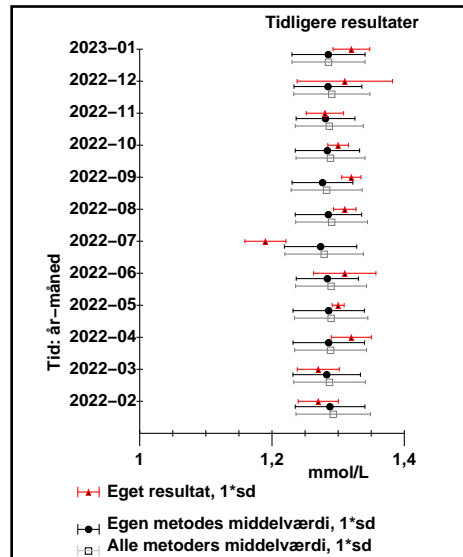
Phosphat(P, uorganisk); stofk.; mmol/L
egen metode: Fotometri



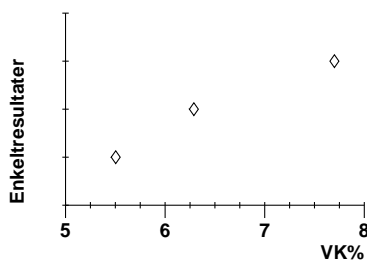
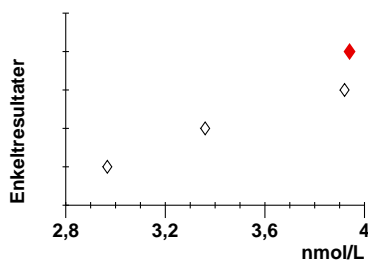
Metode

Alle metoder:
Fotometri

Gennemsnit	Standard deviation	Antal lab.	egen middelværdi
1,29	0,055	21	1,32
1,29	0,055	21	2,1



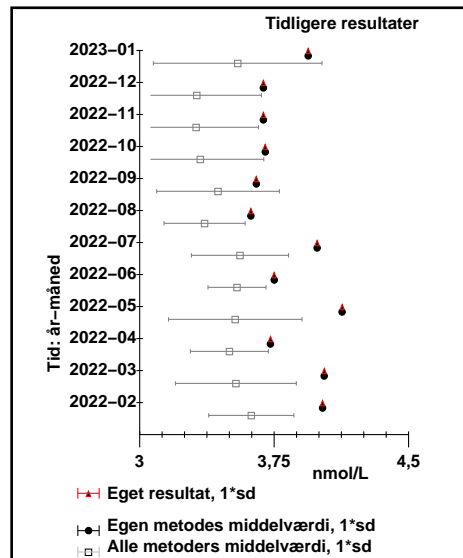
Progesteron; stofk.; nmol/L
egen metode: Elektrokemiluminescens immunoassay



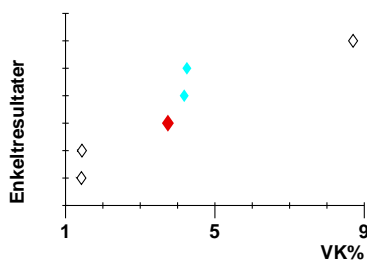
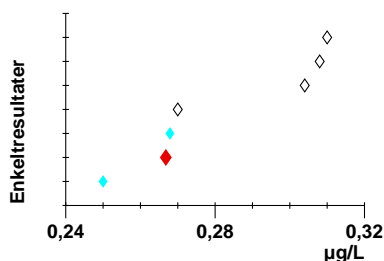
Metode

Alle metoder:
Elektrokemiluminescens immunoassay
Chemiluminescens immunoassay

Gennemsnit	Standard deviation	Antal lab.	egen middelværdi
3,5	0,5	4	3,94
3,94	0,5	1	3,94
3,4	0,5	3	3,94



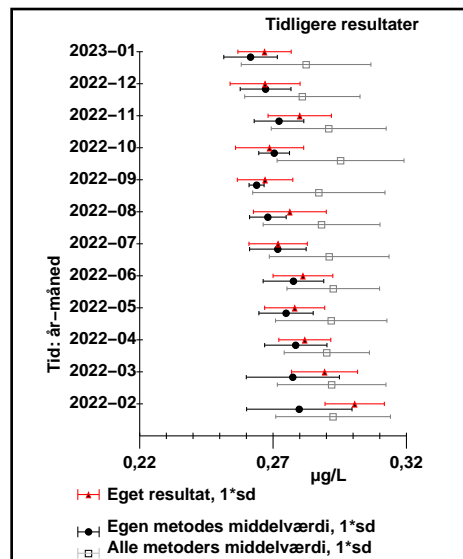
Prostata-specifikt antigen(Total); massek.; µg/L
egen metode: Chemiluminescens immunoassay



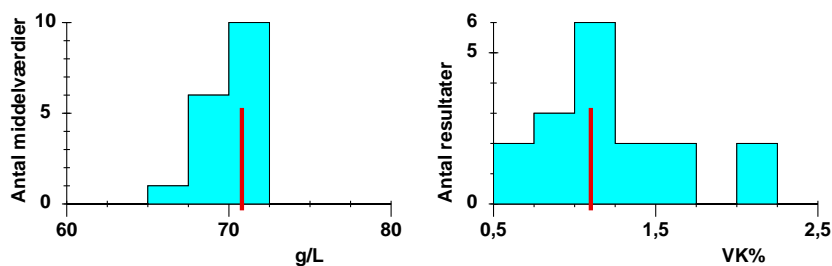
Metode

Alle metoder:
Chemiluminescens immunoassay
Elektrokemiluminescens immunoassay

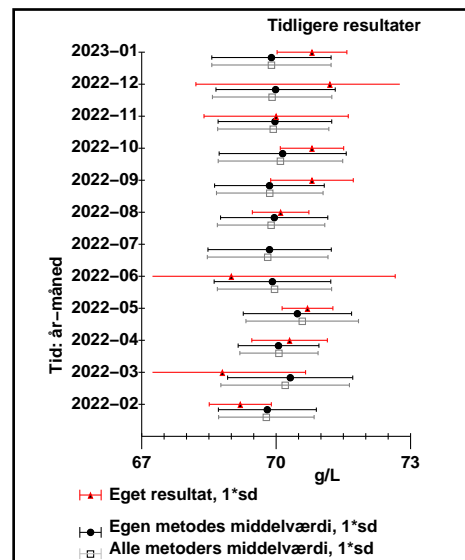
Gennemsnit	Standard deviation	Antal lab.	egen middelværdi
0,28	0,024	7	0,2668
0,262	0,010	3	3,741
0,30	0,019	4	31



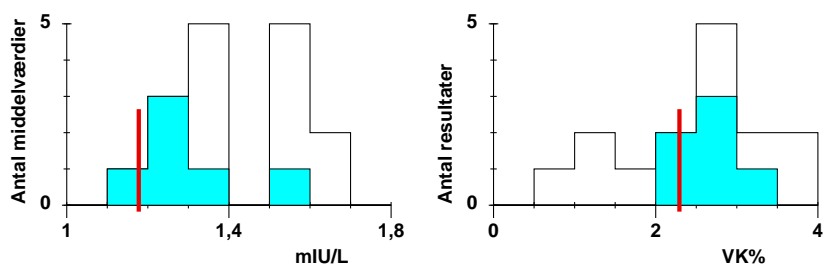
Protein; massek.; g/L
egen metode: Fotometri



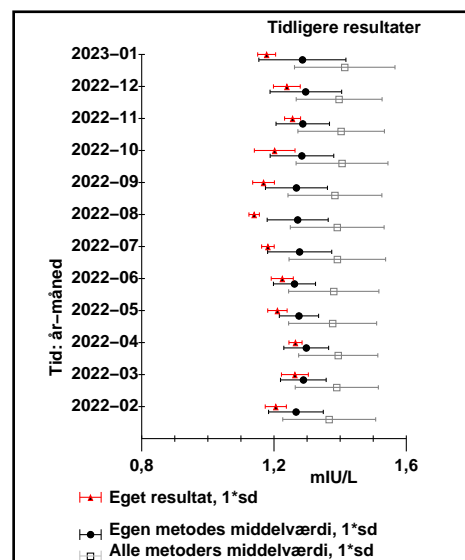
Metode	Gennemsnit	Standarddeviation	Antal lab.	egen middelværdi
Alle metoder:	69,9	1,3	17	70,8
Fotometri	69,9	1,3	17	egen VK%: 1,1 eget antal: 9



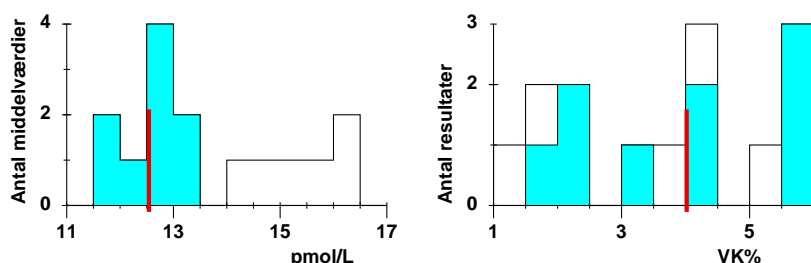
Thyrotropin(TSH); arb.stofk.; mIU/L
egen metode: Chemiluminescens immunoassay



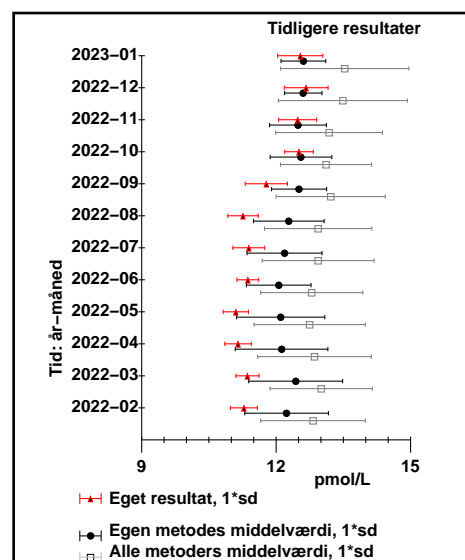
Metode	Gennemsnit	Standarddeviation	Antal lab.	egen middelværdi
Alle metoder:	1,41	0,15	16	1,1777
Chemiluminescens immunoassay	1,29	0,13	6	egen VK%: 2,2926
Elektrokemiluminescens immunoassay	1,57	0,04	6	eget antal: 13
Luminiscens immunoassay	1,37	0,017	3	
Sandwich-immunassay med fluorescensdetektion	1,384		1	



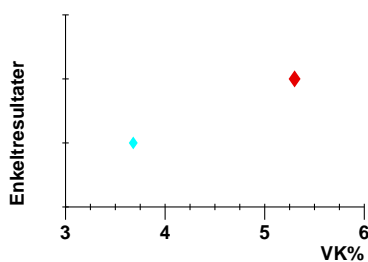
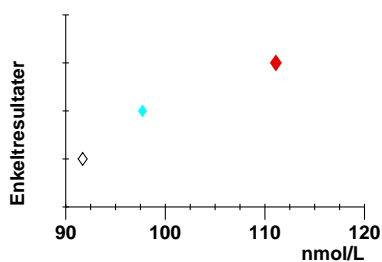
Thyroxin(frit)(Frit T4); stofk.; pmol/L
egen metode: Chemiluminescens immunoassay



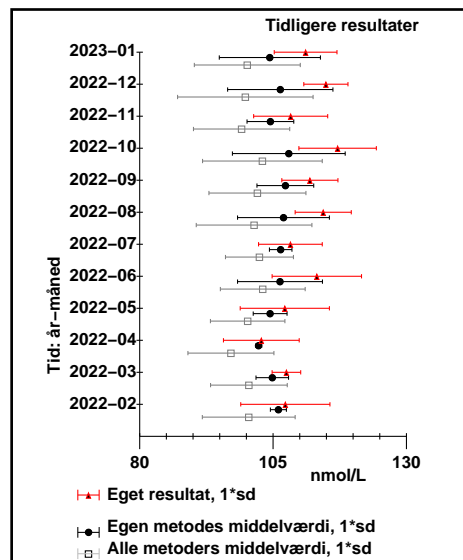
Metode	Gennemsnit	Standarddeviation	Antal lab.	egen middelværdi
Alle metoder:	13,7	1,6	15	12,54
Chemiluminescens immunoassay	12,6	0,5	9	egen VK%: 4,016
Elektrokemiluminescens immunoassay	15,4	0,9	6	eget antal: 101



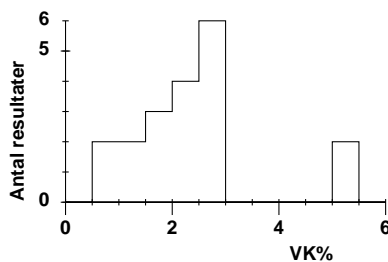
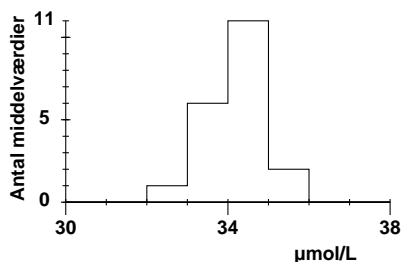
Thyroxin(T4); stofk.; nmol/L
egen metode: Chemiluminescens immunoassay



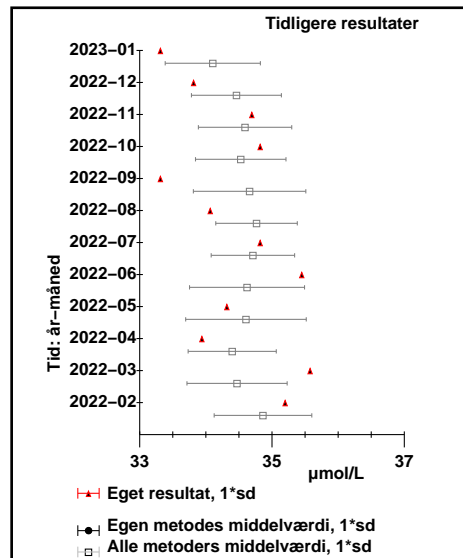
Metode	Gennemsnit	Standarddeviation	Antal lab.	egen middelværdi	egen VK%	egen antal
Alle metoder:	100	10	3	111,1	5,3	19
Chemiluminescens immunoassay	104	9	2			
Elektrokemiluminescens immunoassay	91,7		1			



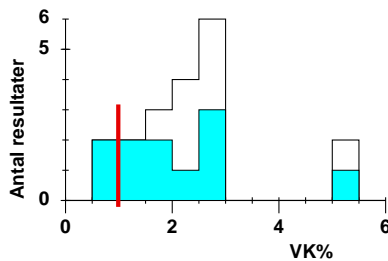
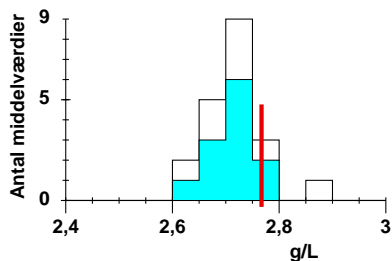
Transferrin; stofk.; µmol/L
egen metode: Ukendt



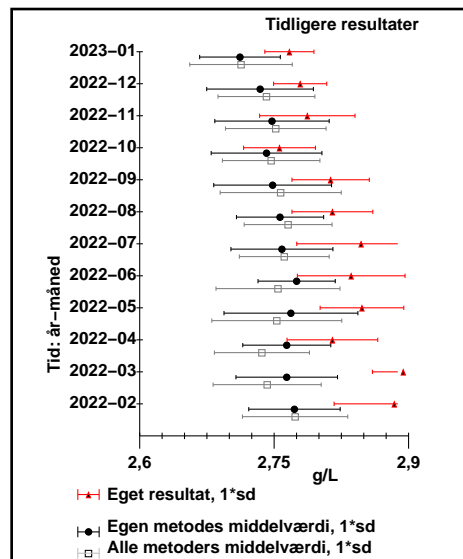
Metode	Gennemsnit	Standarddeviation	Antal lab.
Alle metoder:	34,1	0,7	20
Immunturbidimetri	33,2	0,5	3
Turbidimetri	34,1	0,6	12
Nefelometri	34,7	0,7	5



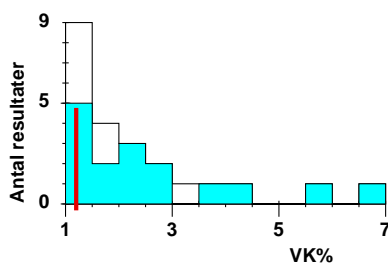
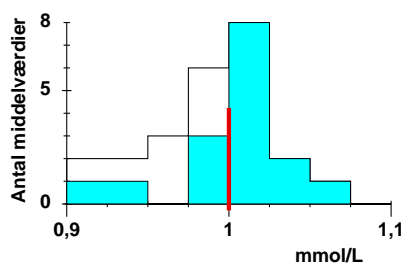
Transferrin; massek.; g/L
egen metode: Turbidimetri



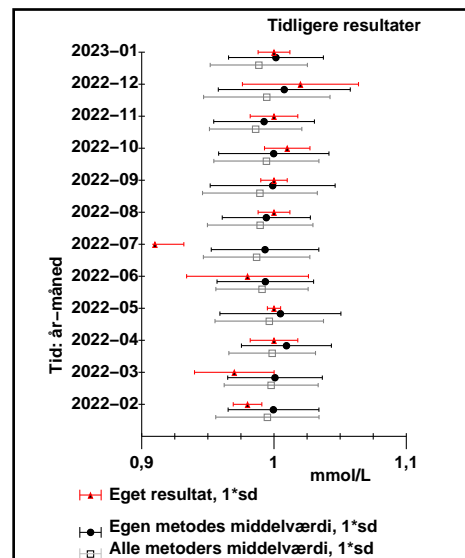
Metode	Gennemsnit	Standarddeviation	Antal lab.	egen middelværdi	egen VK%	egen antal
Alle metoder:	2,71	0,06	20	2,767	0,989	15
Turbidimetri	2,71	0,04	12			
Nefelometri	2,76	0,06	5			
Immunturbidimetri	2,64	0,04	3			



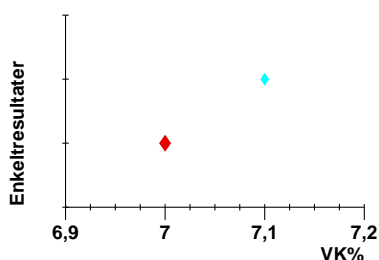
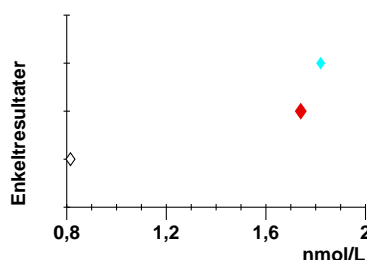
Triglycerid; stofk.; mmol/L
egen metode: G-3-P/H2O2, fotometri



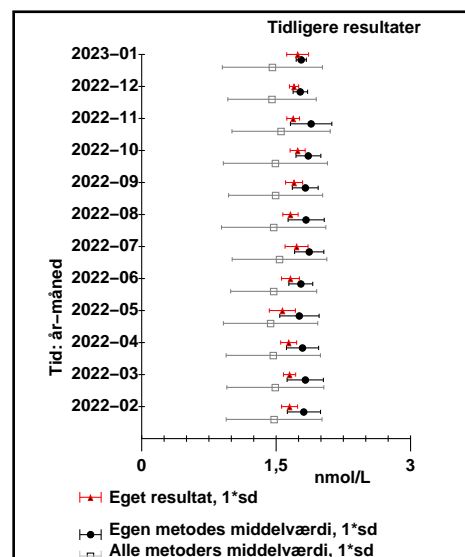
Metode	Gennemsnit	Standarddeviation	Antal lab.	egen middelværdi
Alle metoder:	0,989	0,037	24	1
G-3-P/H2O2, fotometri	1,00	0,036	16	1,2
Enzymatisk fotometri	0,963	0,023	8	9



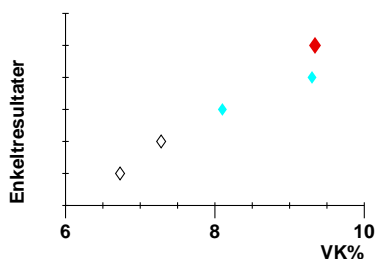
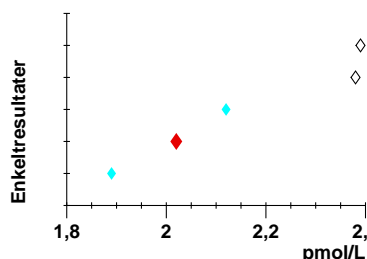
Triiodthyronin(T3); stofk.; nmol/L
egen metode: Chemiluminescens immunoassay



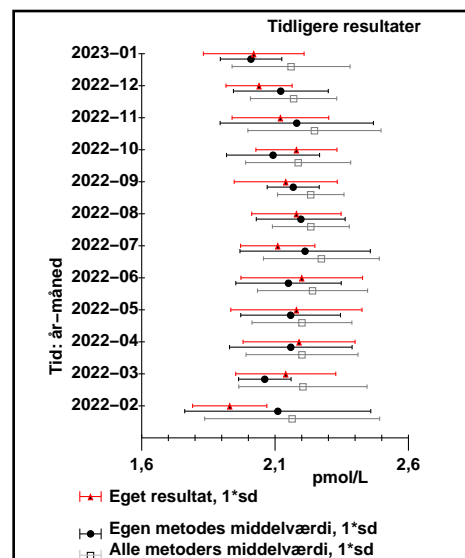
Metode	Gennemsnit	Standarddeviation	Antal lab.	egen middelværdi
Alle metoder:	1,5	0,6	3	1,74
Chemiluminescens immunoassay	1,78	0,06	2	7
Elektrokemiluminescens immunoassay	0,815		1	20

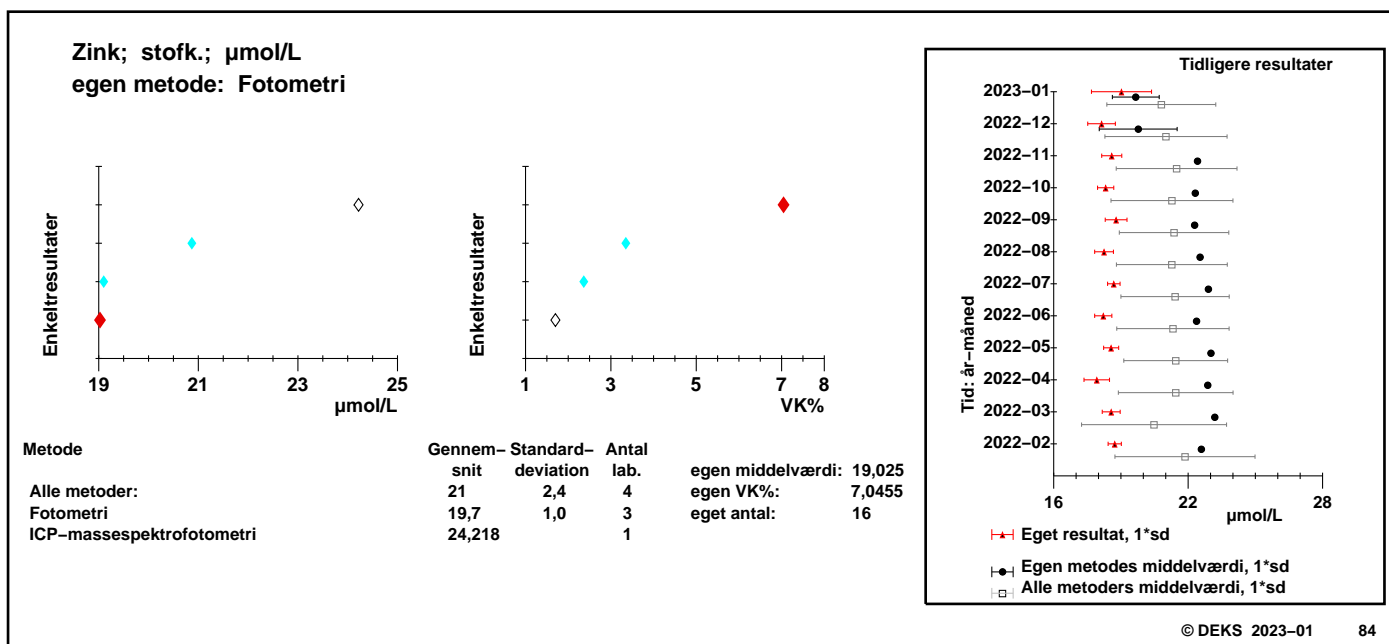
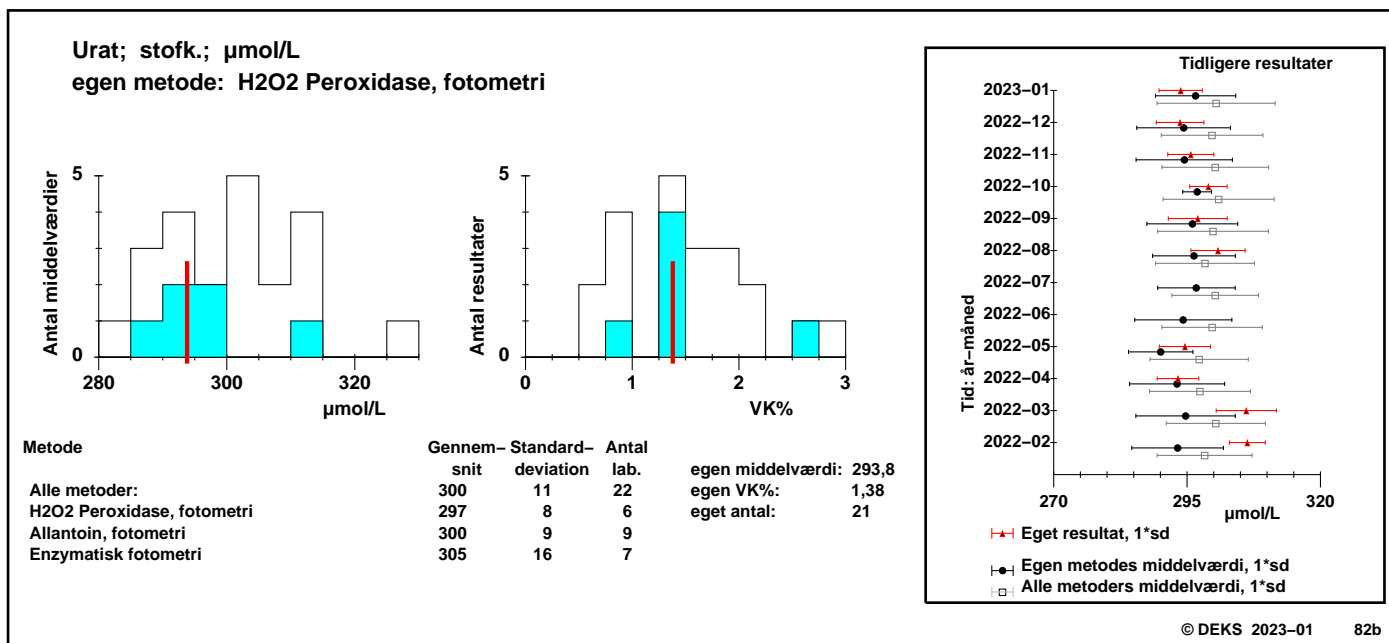
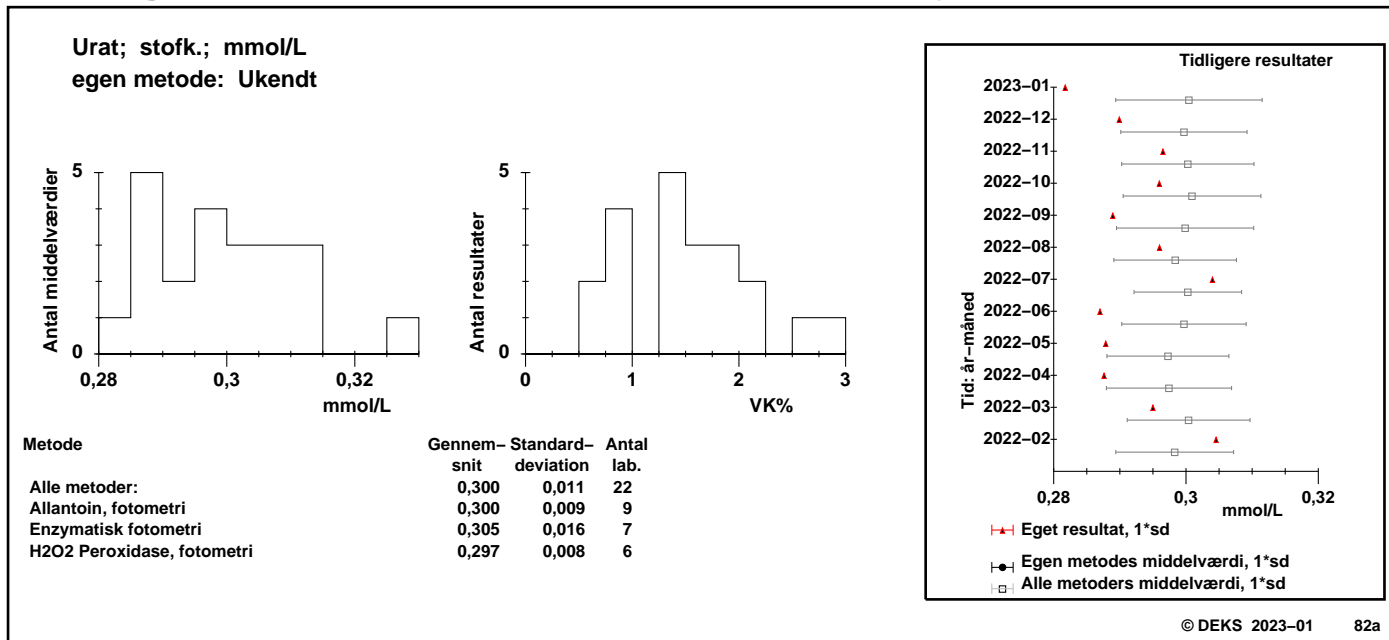


Triiodthyronin(frit)(Frit T3); stofk.; pmol/L
egen metode: Chemiluminescens immunoassay

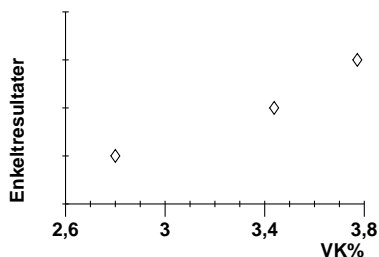
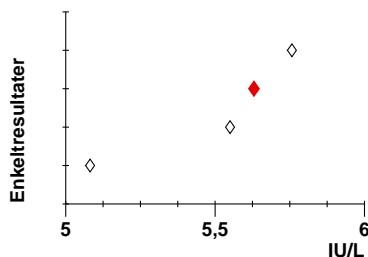


Metode	Gennemsnit	Standarddeviation	Antal lab.	egen middelværdi
Alle metoder:	2,2	0,22	5	2,02
Chemiluminescens immunoassay	2,01	0,12	3	9,34
Elektrokemiluminescens immunoassay	2,385	0,007	2	12

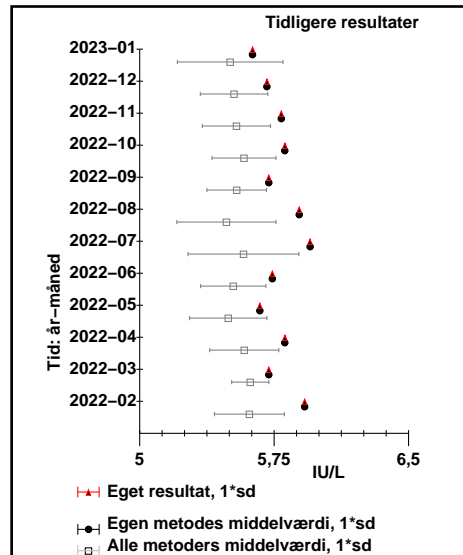




Follitropin(Follikel stimulerende hormon (FSH)); arb.stofk.; IU/L egen metode: Elektrokemiluminescens immunoassay

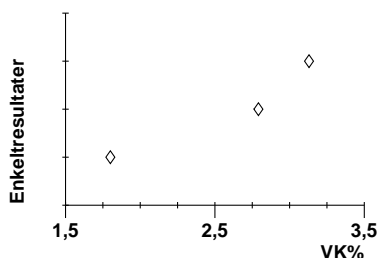
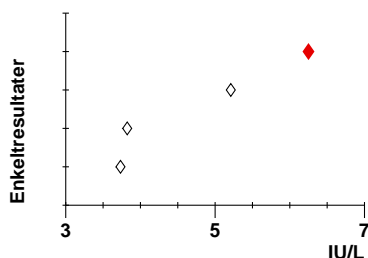


Metode	Gennemsnit	Standarddeviation	Antal lab.	egen middelværdi
Alle metoder:	5,5	0,3	4	5,63
Elektrokemiluminescens immunoassay	5,63		1	egen VK%: 1
Chemiluminescens immunoassay	5,4	0,5	2	
Sandwich-immunoassay med fluorescence-detektion	5,55		1	

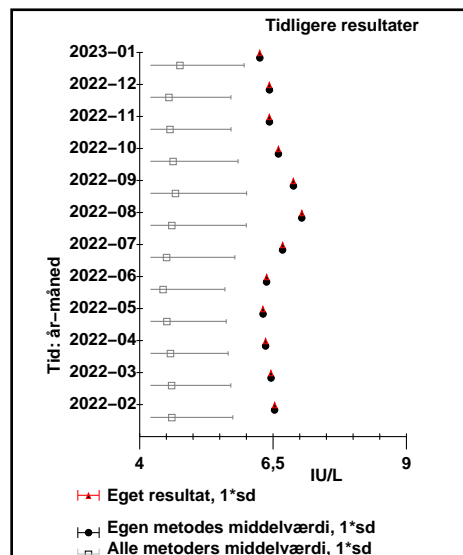


© DEKS 2023-01 96

Lutropin(Luteiniserende hormon (LH)); arb.stofk.; IU/L egen metode: Elektrokemiluminescens immunoassay

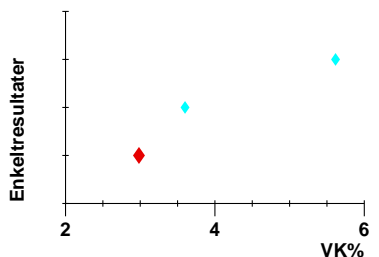
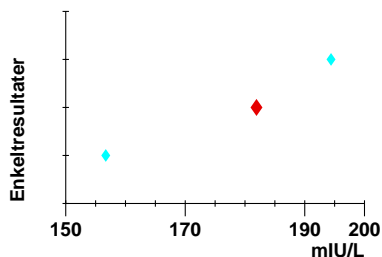


Metode	Gennemsnit	Standarddeviation	Antal lab.	egen middelværdi
Alle metoder:	4,8	1,2	4	6,25
Elektrokemiluminescens immunoassay	6,25		1	egen VK%: 1
Chemiluminescens immunoassay	3,78	0,06	2	
Sandwich-immunoassay med fluorescence-detektion	5,21		1	

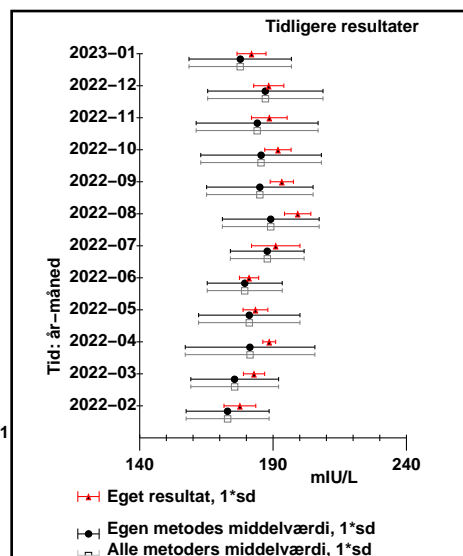


© DEKS 2023-01 97

Prolactin; arb.stofk.; mIU/L egen metode: Chemiluminescens immunassay

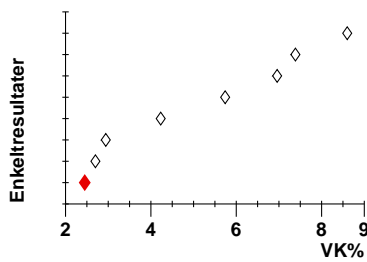
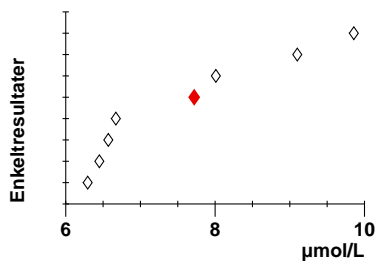


Metode	Gennemsnit	Standarddeviation	Antal lab.	egen middelværdi
Alle metoder:	180	19	3	181,9231
Chemiluminescens immunassay	180	19	3	egen VK%: 2,9831
				eget antal: 13



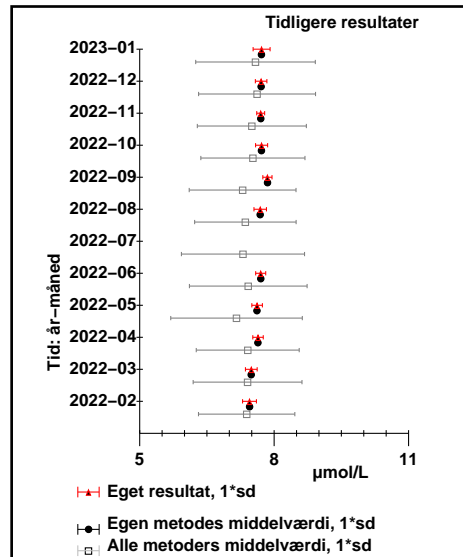
© DEKS 2023-01 98

Homocystein; stofk.; $\mu\text{mol/L}$
egen metode: LC-MS-MS

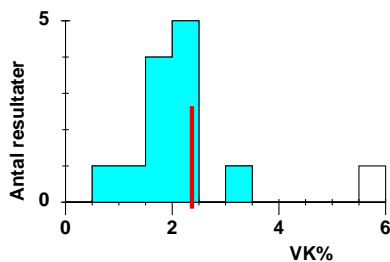
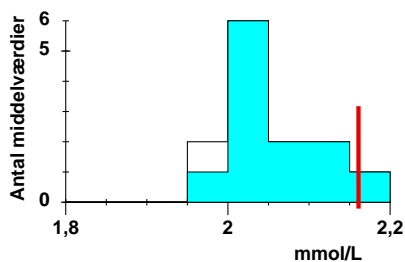


Metode

Metode	Gennemsnit	Standarddeviation	Antal lab.	egen middelværdi
Alle metoder:	7,6	1,3	8	7,72
LC-MS-MS	7,72		1	egen VK%: 2,45
Chemiluminescens immunoassay	6,50	0,16	4	eget antal: 26
Enzymatisk fotometri	9,5	0,5	2	
Nefelometri	8,01		1	

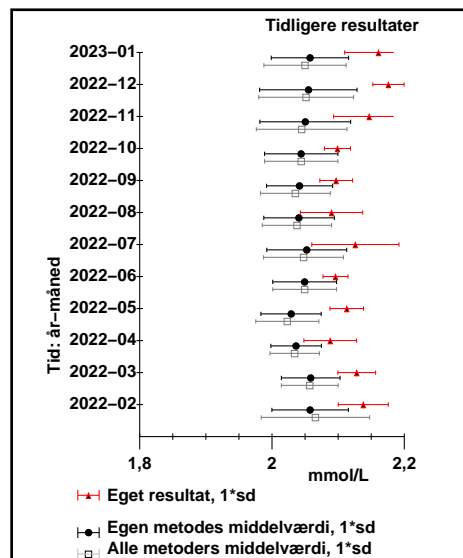


Cholesterol+ester, i LDL; stofk.; mmol/L
egen metode: Direkte LDL-måling

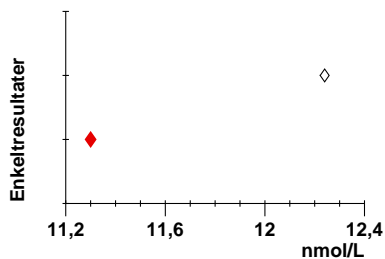


Metode

Metode	Gennemsnit	Standarddeviation	Antal lab.	egen middelværdi
Alle metoder:	2,05	0,06	13	2,161
Direkte LDL-måling	2,06	0,06	12	egen VK%: 2,37
Beregning (Friedewald)	1,96		1	eget antal: 65

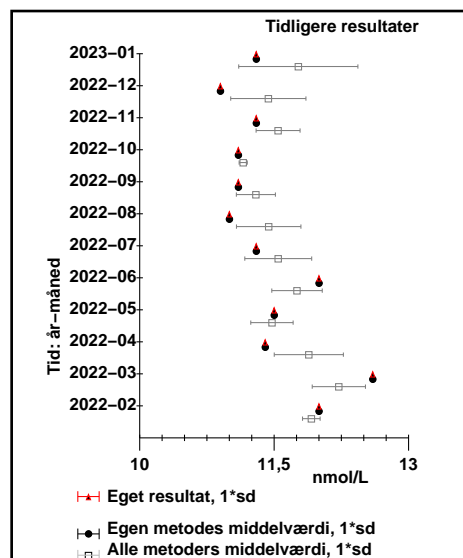


Testosteron; stofk.; nmol/L
egen metode: Elektrokemiluminescens immunoassay

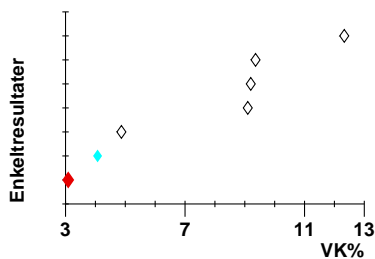
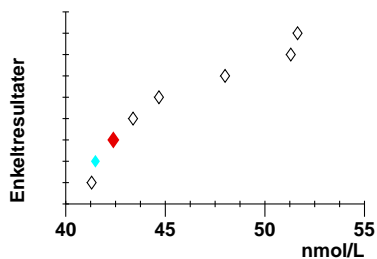


Metode

Metode	Gennemsnit	Standarddeviation	Antal lab.	egen middelværdi
Alle metoder:	11,8	0,7	2	11,3
Elektrokemiluminescens immunoassay	11,3		1	egen VK%: 1
Chemiluminescens immunoassay	12,24		1	



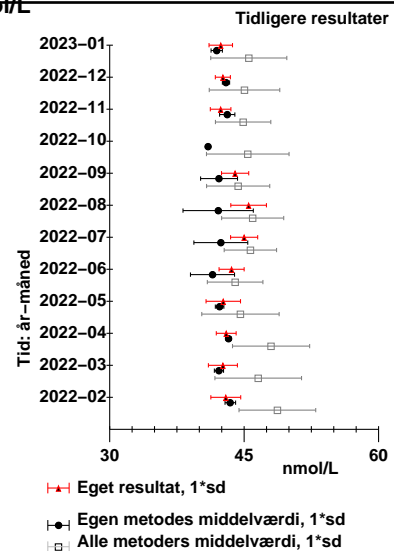
Calcifediol+25-Hydroxyergocalciferol(25-Hydroxy-Vitamin D(D3; stofk.; nmol/L
egen metode: Chemiluminiscens



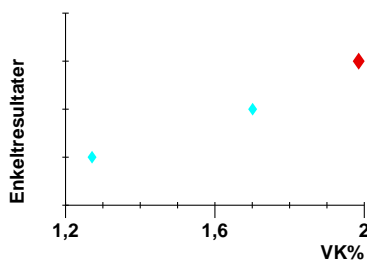
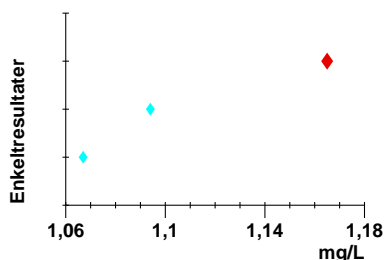
Metode

Alle metoder:
Chemiluminiscens
Elektrokemiluminiscens
Chemiluminiscens immunoassay

Gennemsnit	Standarddeviation	Antal lab.	egen middelværdi:
46	4	8	42,39
41,9	0,6	2	egen VK%: 3,09
47	5	4	eget antal: 25
46	2	2	



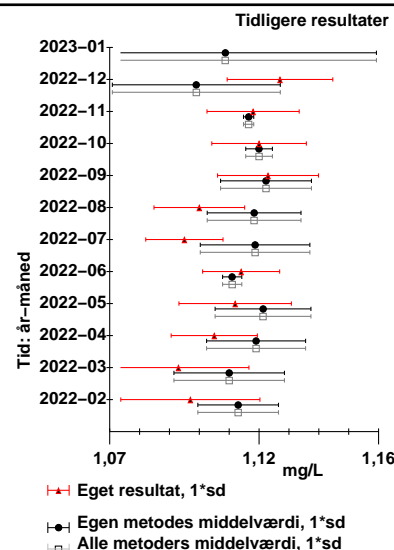
Cystatin C; massek.; mg/L
egen metode: Turbidimetri



Metode

Alle metoder:
Turbidimetri

Gennemsnit	Standarddeviation	Antal lab.	egen middelværdi:
1,11	0,05	3	1,165
1,11	0,05	3	egen VK%: 1,985
			eget antal: 83

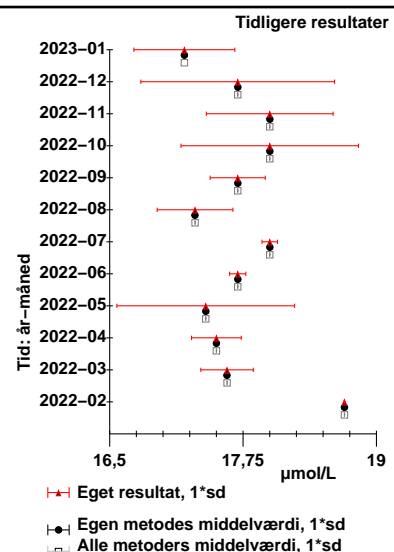


Kobber; stofk.; µmol/L
egen metode: ICP-massespektrofotometri

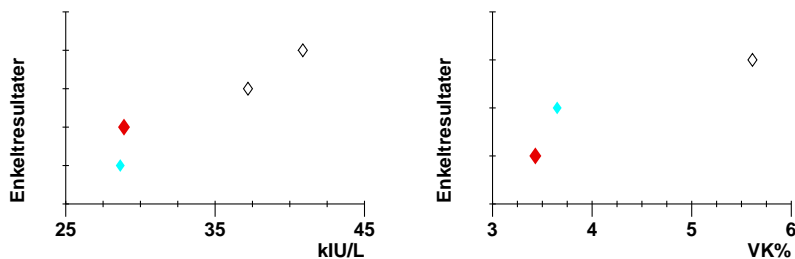
Metode

Alle metoder:
ICP-massespektrofotometri

Gennemsnit	Standarddeviation	Antal lab.	egen middelværdi:
17,2		1	17,2
17,2		1	egen VK%: 2,75
			eget antal: 6



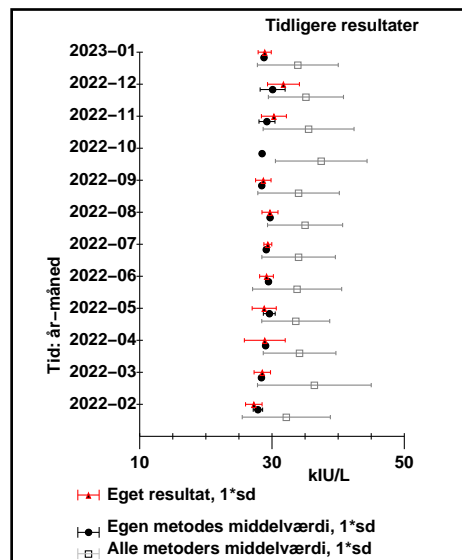
Thyroid-peroxidase-antistof(Anti-TPO); arb.k.; kIU/L egen metode: Chemiluminiscens immunoassay



Metode

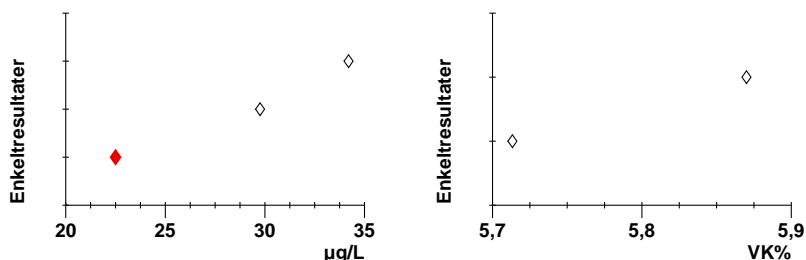
Alle metoder:
Chemiluminiscens immunoassay
Elektrokemiluminiscens immunoassay

Gennem- snit	Standard- deviation	Antal lab.	egen middelværdi:
34	6	4	28,9
28,8	0,18	2	egen VK%: 3,43
39	3	2	eget antal: 2



© DEKS 2023-01 205

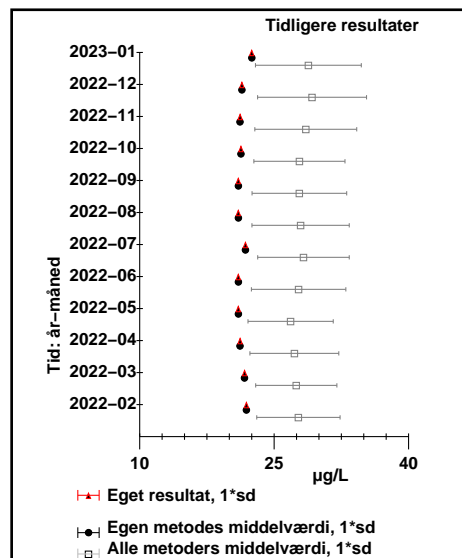
Myoglobin; massek.; µg/L egen metode: Elektrokemiluminiscens immunoassay



Metode

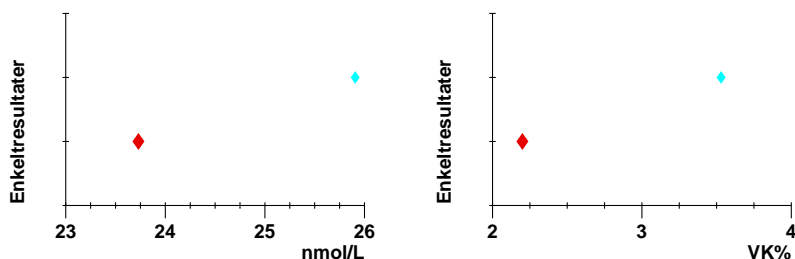
Alle metoder:
Elektrokemiluminiscens immunoassay
Chemiluminiscens immunoassay

Gennem- snit	Standard- deviation	Antal lab.	egen middelværdi:
29	6	3	22,5
22,5		1	egen VK%: 1
32	3	2	eget antal: 2



© DEKS 2023-01 206

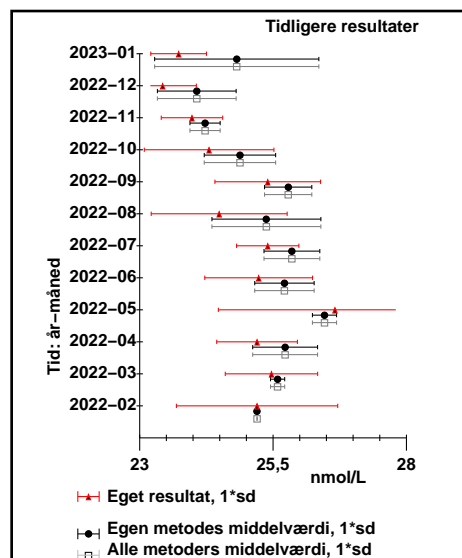
Lipoprotein Lp(a); stofk.; nmol/L egen metode: Fotometri



Metode

Alle metoder:
Fotometri

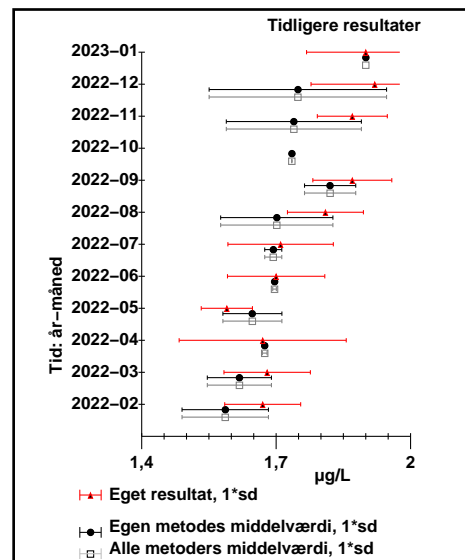
Gennem- snit	Standard- deviation	Antal lab.	egen middelværdi:
25	1,5	2	23,73
25	1,5	2	egen VK%: 2,2
		11	eget antal: 11



© DEKS 2023-01 208

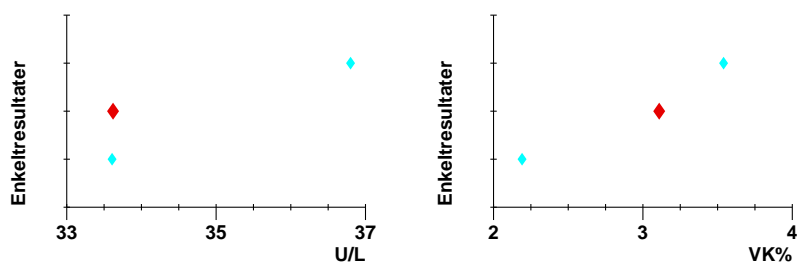
Creatinkinase MB(CKMB); massek.; µg/L
egen metode: Chemiluminiscens immunoassay

Metode	Gennemsnit	Standarddeviation	Antal lab.	egen middelværdi	egen VK%	egen antal
Alle metoder:	1,9		1	1,9	6,96	25
Chemiluminiscens immunoassay	1,9		1			

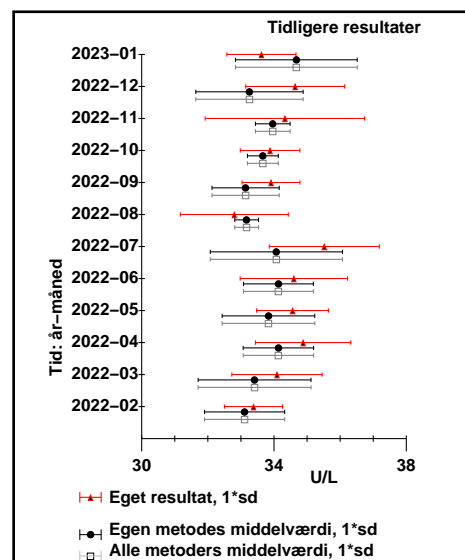


© DEKS 2023-01 211

Lipase; kat.k.; U/L
egen metode: Enzymatisk fotometri

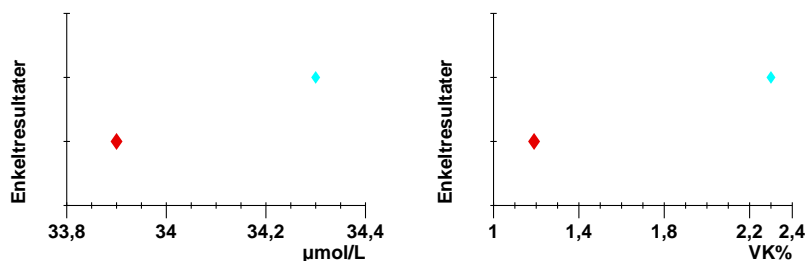


Metode	Gennemsnit	Standarddeviation	Antal lab.	egen middelværdi	egen VK%	egen antal
Alle metoder:	35	1,8	3	33,62	3,109	55
Enzymatisk fotometri	35	1,8	3			

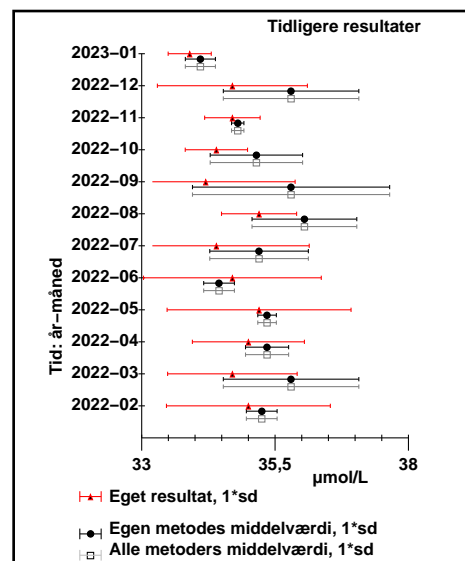


© DEKS 2023-01 278

Carbamazepin (HK16 Drug); stofk.; µmol/L
egen metode: Enzymatisk immunassay



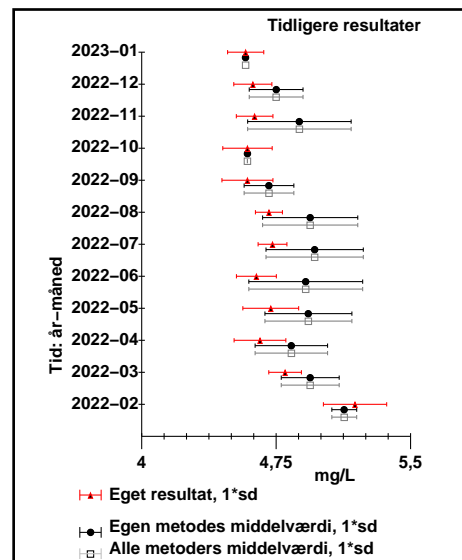
Metode	Gennemsnit	Standarddeviation	Antal lab.	egen middelværdi	egen VK%	egen antal
Alle metoder:	34,1	0,3	2	33,9	1,19	3
Enzymatisk immunassay	34,1	0,3	2			



© DEKS 2023-01 279

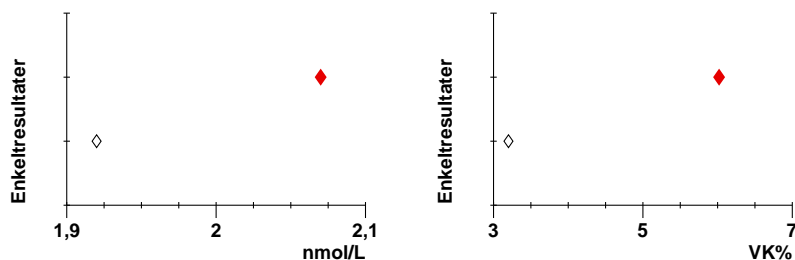
C-reaktivt protein(CRP) (HK16 Drug); massek.; mg/L
egen metode: Latex-turbidimetri

Metode	Gennemsnit	Standarddeviation	Antal lab.	egen middelværdi
Alle metoder:	4,58		1	4,58
Latex-turbidimetri	4,58		1	4,58

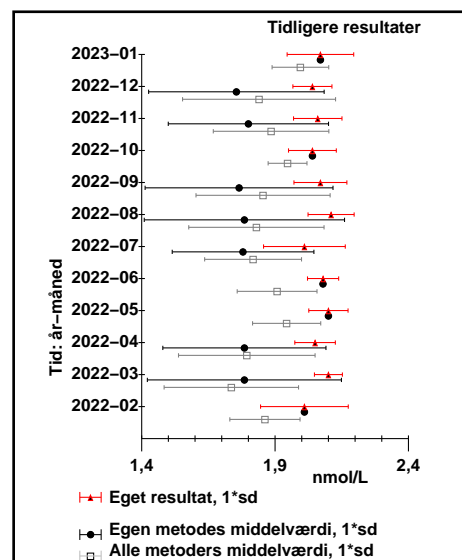


© DEKS 2023-01 280

Digoxin (HK16 Drug); stofk.; nmol/L
egen metode: Chemiluminiscens



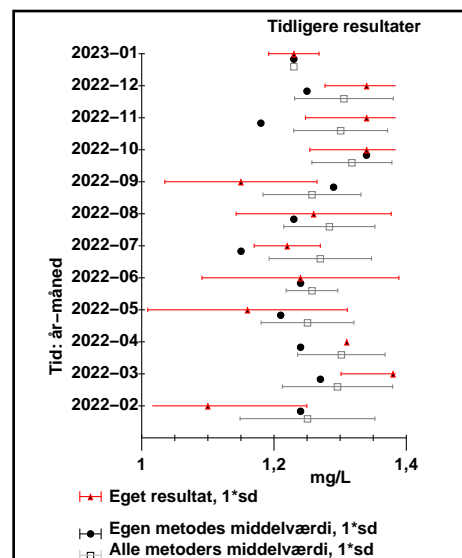
Metode	Gennemsnit	Standarddeviation	Antal lab.	egen middelværdi
Alle metoder:	1,99	0,11	2	2,07
Chemiluminiscens	2,07		1	2,07
Sandwich-immunassay	1,92		1	1,92



© DEKS 2023-01 281

Gentamicin (HK16 Drug); massek.; mg/L
egen metode: Enzymatisk immunassay

Metode	Gennemsnit	Standarddeviation	Antal lab.	egen middelværdi
Alle metoder:	1,23		1	1,23
Enzymatisk immunassay	1,23		1	1,23

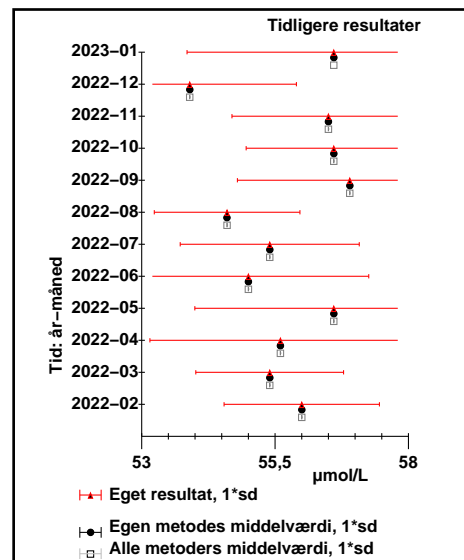


© DEKS 2023-01 282

Lamotrigin (HK16 Drug); stofk.; $\mu\text{mol/L}$
egen metode: HPLC

Metode	Gennemsnit	Standarddeviation	Antal lab.	egen middelværdi
Alle metoder:	56,6		1	56,6
HPLC	56,6		1	56,6

egen VK%: 4,86
eget antal: 15

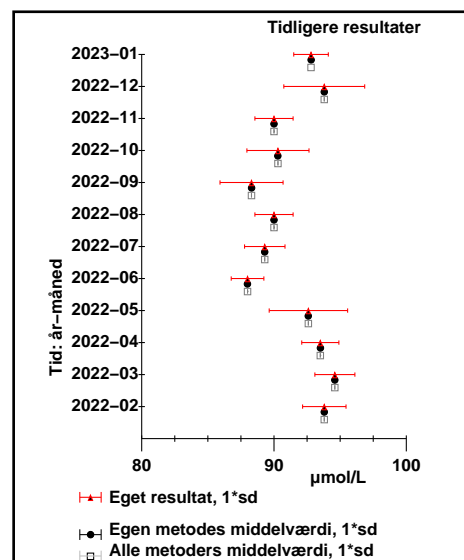


© DEKS 2023-01 283

Levetiracetam (HK16 Drug); stofk.; $\mu\text{mol/L}$
egen metode: LC-MS/MS

Metode	Gennemsnit	Standarddeviation	Antal lab.	egen middelværdi
Alle metoder:	92,8		1	92,8
LC-MS/MS	92,8		1	92,8

egen VK%: 1,41
eget antal: 5

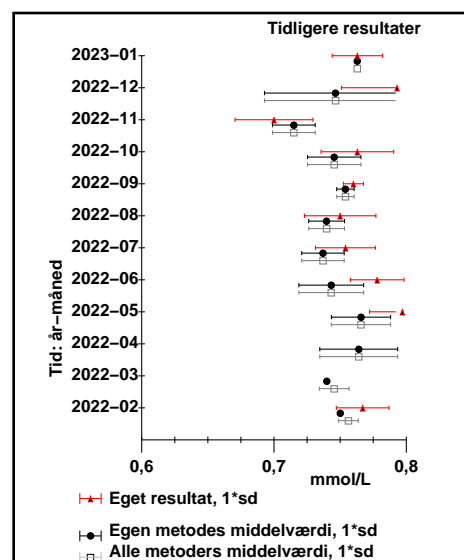


© DEKS 2023-01 284

Lithium-ion (HK16 Drug); stofk.; mmol/L
egen metode: Kemisk fotometri

Metode	Gennemsnit	Standarddeviation	Antal lab.	egen middelværdi
Alle metoder:	0,763		1	0,763
Kemisk fotometri	0,763		1	0,763

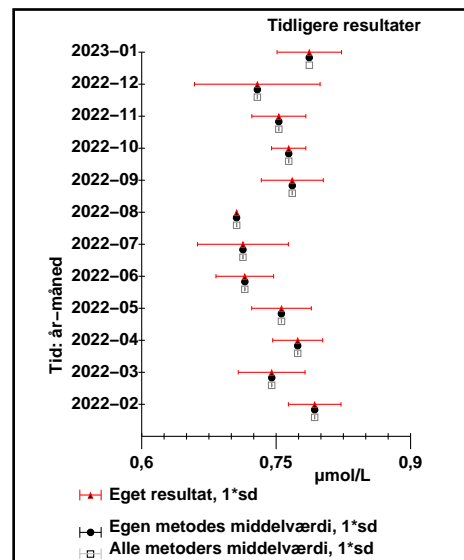
egen VK%: 2,5
eget antal: 7



© DEKS 2023-01 285

Methylmalonat (HK16 Drug); stofk.; $\mu\text{mol/L}$
egen metode: LC-MS/MS

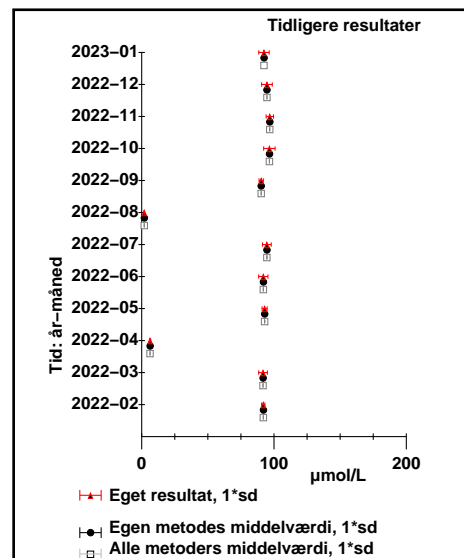
Metode	Gennemsnit	Standarddeviation	Antal lab.	egen middelværdi	egen VK%	eget antal
Alle metoder:	0,787		1	0,787	4,57	20
LC-MS/MS	0,787		1			



© DEKS 2023-01 287

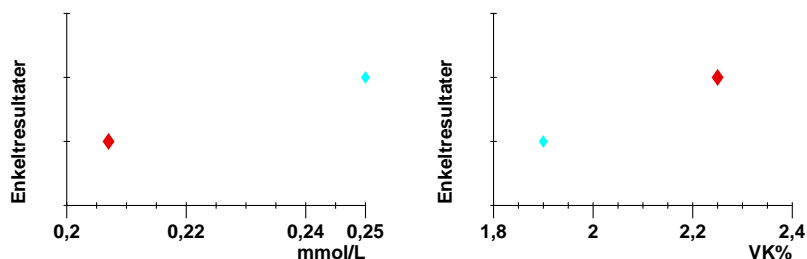
Oxcarbazepin, metabolit(10-OH-carbazepin) (HK16 Drug); stofk.; $\mu\text{mol/L}$
egen metode: HPLC

Metode	Gennemsnit	Standarddeviation	Antal lab.	egen middelværdi	egen VK%	eget antal
Alle metoder:	92,4		1	92,4	4,29	2
HPLC	92,4		1			

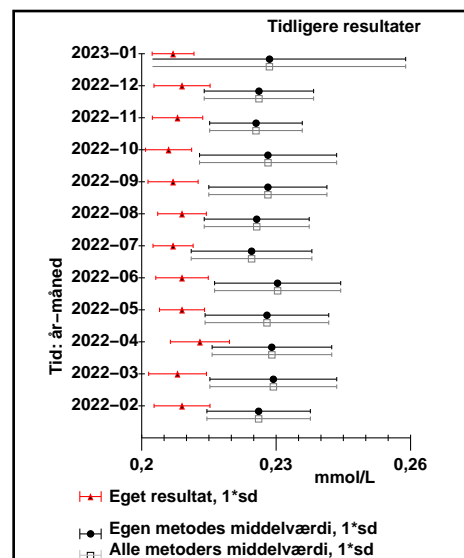


© DEKS 2023-01 288

Paracetamol (HK16 Drug); stofk.; mmol/L
egen metode: Enzymatisk fotometri



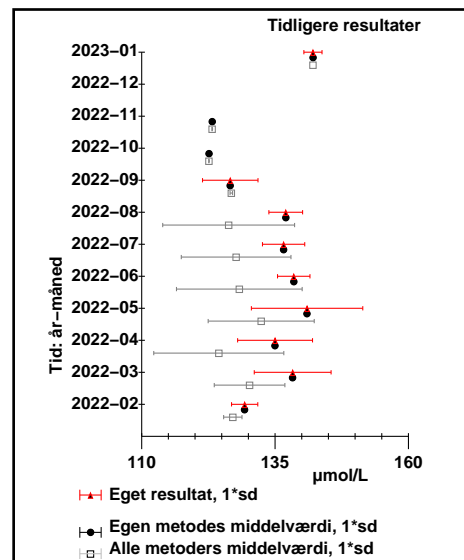
Metode	Gennemsnit	Standarddeviation	Antal lab.	egen middelværdi	egen VK%	eget antal
Alle metoder:	0,23	0,03	2	0,207	2,25	20
Enzymatisk fotometri	0,23	0,03	2			



© DEKS 2023-01 289

Phenobarbital (HK16 Drug); stofk.; $\mu\text{mol/L}$
egen metode: Enzymatisk fotometri

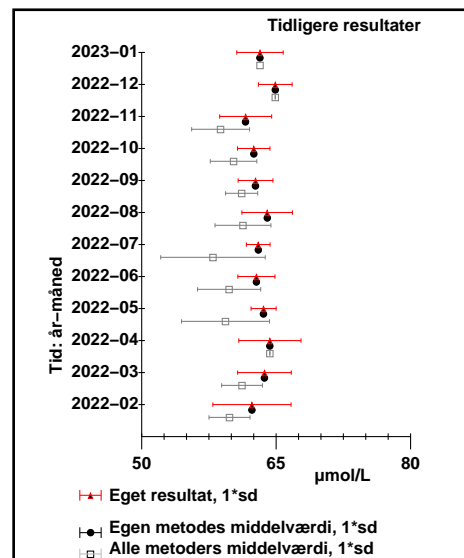
Metode	Gennemsnit	Standarddeviation	Antal lab.	egen middelværdi	egen VK%	eget antal
Alle metoder:	142,1		1	142,1	1,2	2
Enzymatisk fotometri	142,1		1			



© DEKS 2023-01 290

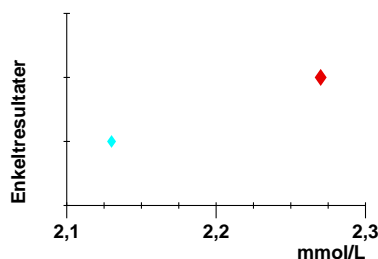
Phenytoin (HK16 Drug); stofk.; $\mu\text{mol/L}$
egen metode: Enzymatisk fotometri

Metode	Gennemsnit	Standarddeviation	Antal lab.	egen middelværdi	egen VK%	eget antal
Alle metoder:	63,2		1	63,2	4,1	7
Enzymatisk fotometri	63,2		1			

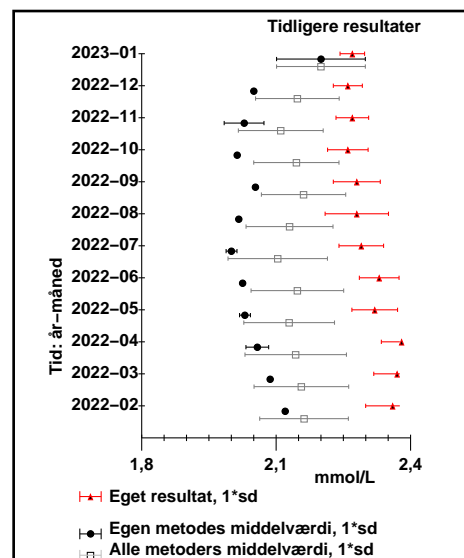


© DEKS 2023-01 291

Salicylat (HK16 Drug); stofk.; mmol/L
egen metode: Trinders kolometri

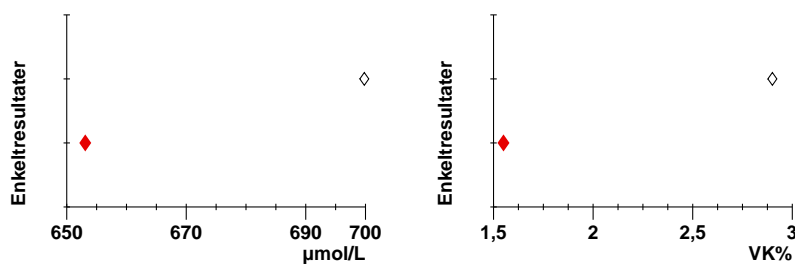


Metode	Gennemsnit	Standarddeviation	Antal lab.	egen middelværdi	egen VK%	eget antal
Alle metoder:	2,20	0,10	2	2,27	1,21	21
Trinders kolometri	2,20	0,10	2			

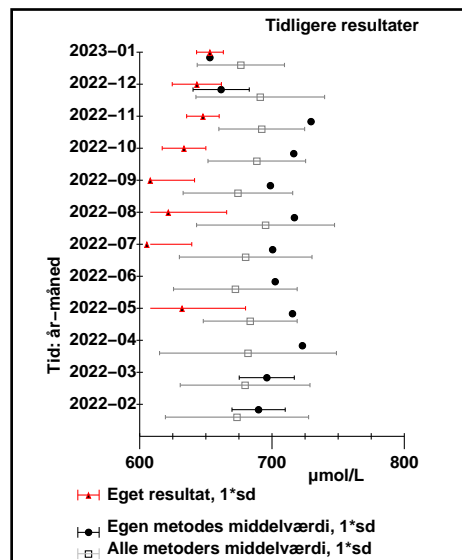


© DEKS 2023-01 292

Valproat (HK16 Drug); stofk.; $\mu\text{mol/L}$
egen metode: Immunturbidimetri



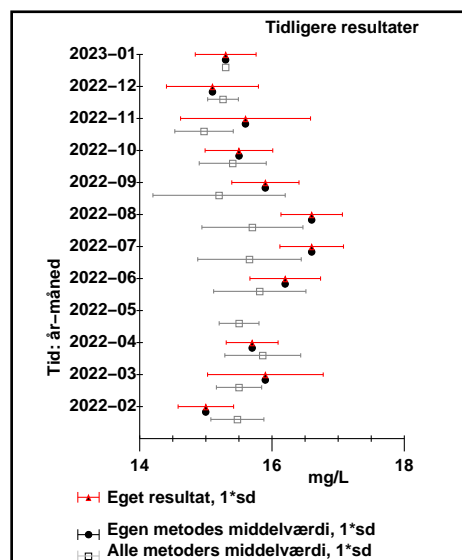
Metode	Gennemsnit	Standarddeviation	Antal lab.	egen middelværdi
Alle metoder:	680	30	2	653,1
Immunturbidimetri	653,1		1	egen VK%: 1,55
Enzymatisk fotometri	699,8		1	eget antal: 21



© DEKS 2023-01 295

Vancomycin (HK16 Drug); massek.; mg/L
egen metode: Enzymatisk fotometri

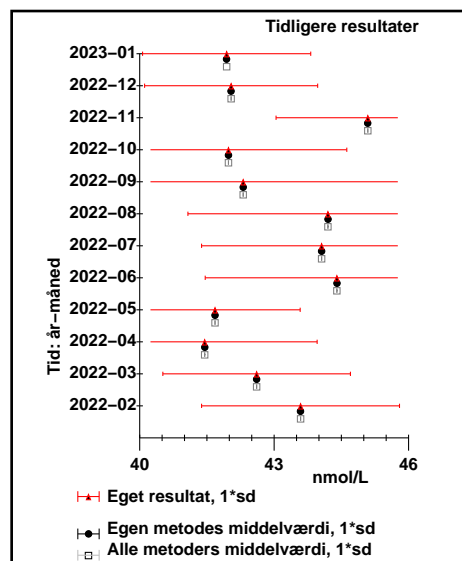
Metode	Gennemsnit	Standarddeviation	Antal lab.	egen middelværdi
Alle metoder:	15,3		1	egen middelværdi: 15,3
Enzymatisk fotometri	15,3		1	egen VK%: 3
				eget antal: 7



© DEKS 2023-01 296

Sexualhormonbindende globulin(SHBG); stofk.; nmol/L
egen metode: Chemiluminiscens immunoassay

Metode	Gennemsnit	Standarddeviation	Antal lab.	egen middelværdi
Alle metoder:	41,94		1	egen middelværdi: 41,94
Chemiluminiscens immunoassay	41,94		1	egen VK%: 4,473
				eget antal: 30

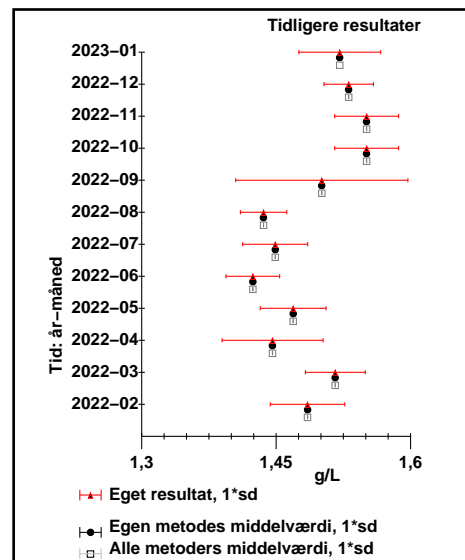


© DEKS 2023-01 301

ApoA1; massek.; g/L
egen metode: Nefelometri

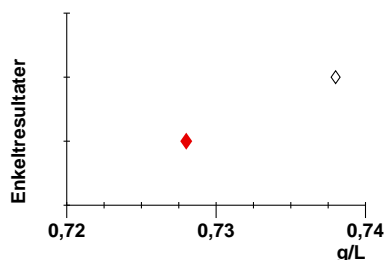
Metode	Gennemsnit	Standard deviation	Antal lab.	egen middelværdi
Alle metoder:	1,521		1	1,521
Nefelometri	1,521		1	1,521

egen middelværdi: 1,521
egen VK%: 3
eget antal: 7



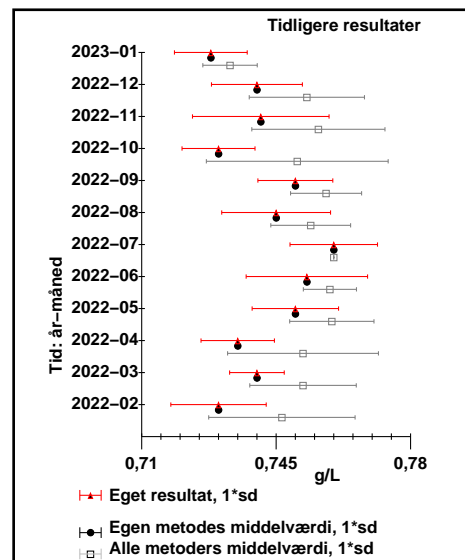
© DEKS 2023-01 302

ApoB; massek.; g/L
egen metode: Immunturbidimetri



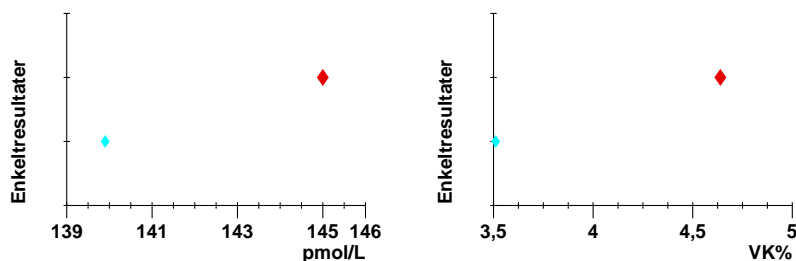
Metode	Gennemsnit	Standard deviation	Antal lab.	egen middelværdi
Alle metoder:	0,733	0,007	2	0,728
Immunturbidimetri	0,728		1	0,728
Nefelometri	0,738		1	

egen middelværdi: 0,728
egen VK%: 1,3
eget antal: 11



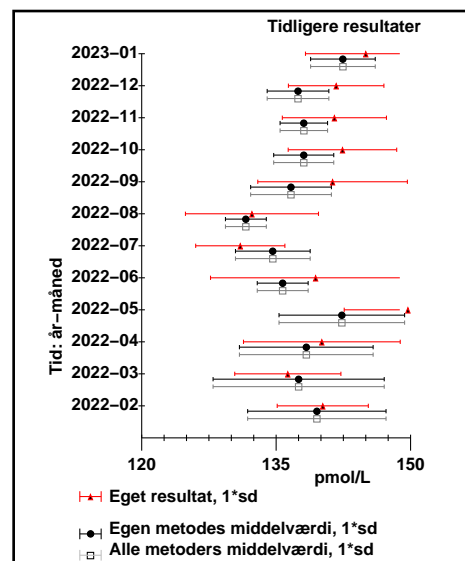
© DEKS 2023-01 303

Holo-Transcobalamin II(Aktiv B12, Holo TC); ikke relev; pmol/L
egen metode: Chemiluminiscens immunoassay



Metode	Gennemsnit	Standard deviation	Antal lab.	egen middelværdi
Alle metoder:	142	4	2	145
Chemiluminiscens immunoassay	142	4	2	145

egen middelværdi: 145
egen VK%: 4,639
eget antal: 37

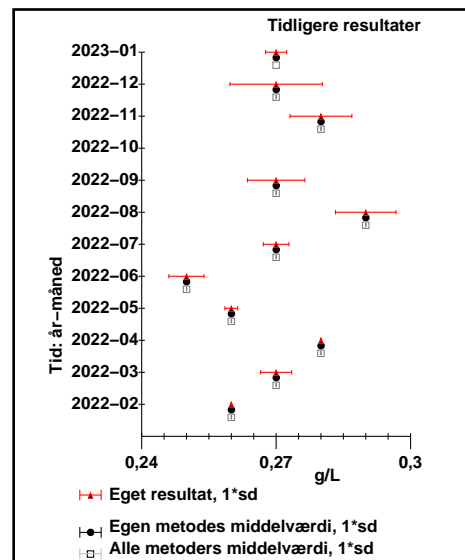


© DEKS 2023-01 304

Transthyretin(Præalbumin); massek.; g/L
egen metode: Immunturbidimetri

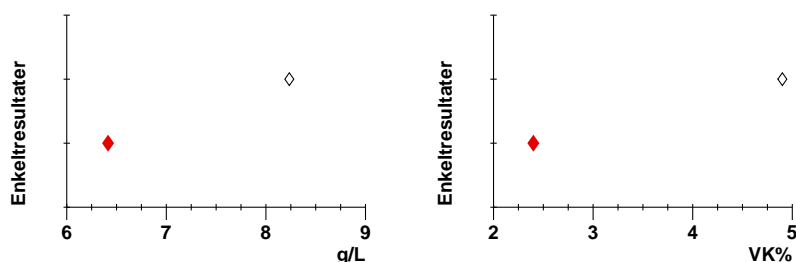
Metode	Gennemsnit	Standarddeviation	Antal lab.	egen middelværdi
Alle metoder:	0,27		1	0,27
Immunturbidimetri	0,27		1	0,27

egen VK%: 0,87
eget antal: 4



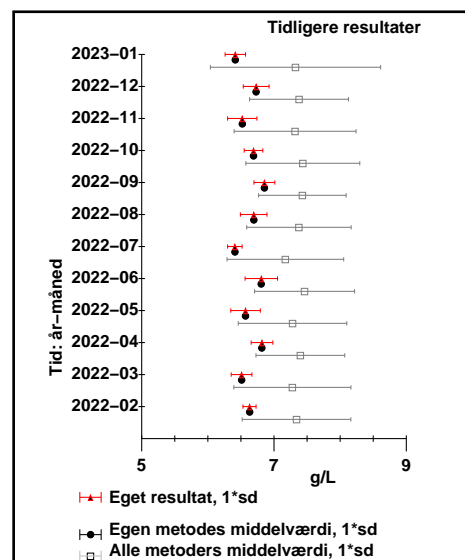
© DEKS 2023-01 305

Immunoglobulin G1; massek.; g/L
egen metode: Immunturbidimetri



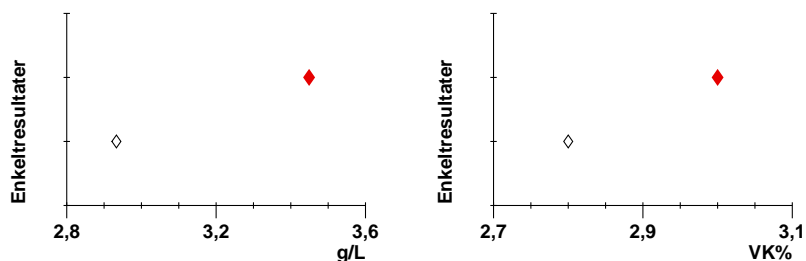
Metode	Gennemsnit	Standarddeviation	Antal lab.	egen middelværdi
Alle metoder:	7	1,3	2	6,415
Immunturbidimetri	6,415		1	6,415
Nefelometri	8,235		1	8,235

egen VK%: 2,4
eget antal: 11



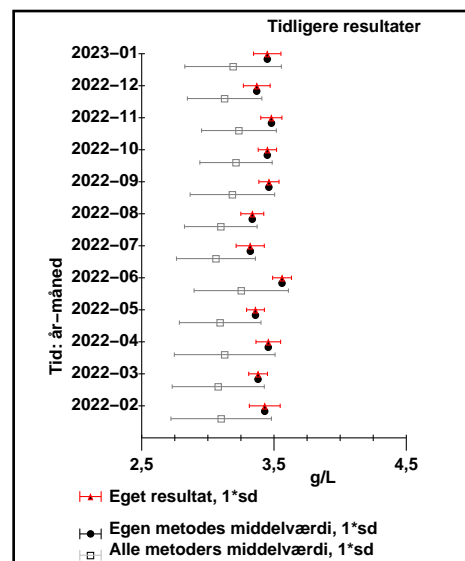
© DEKS 2023-01 307

Immunoglobulin G2; massek.; g/L
egen metode: Immunturbidimetri



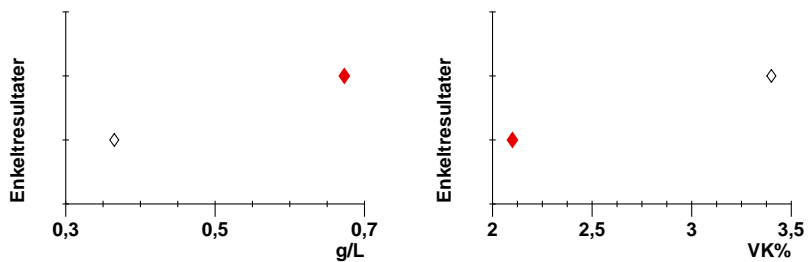
Metode	Gennemsnit	Standarddeviation	Antal lab.	egen middelværdi
Alle metoder:	3,2	0,4	2	3,449
Immunturbidimetri	3,449		1	3,449
Nefelometri	2,933		1	2,933

egen VK%: 3
eget antal: 11

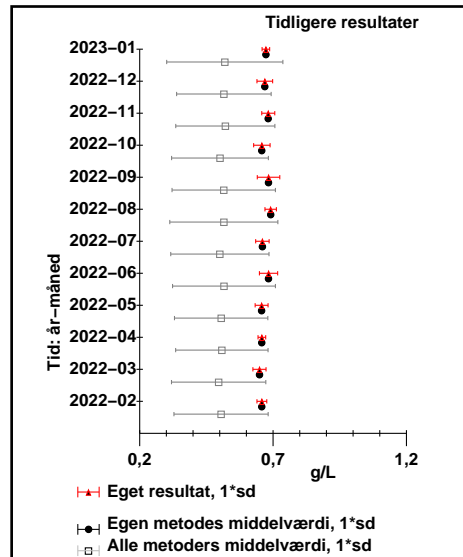


© DEKS 2023-01 308

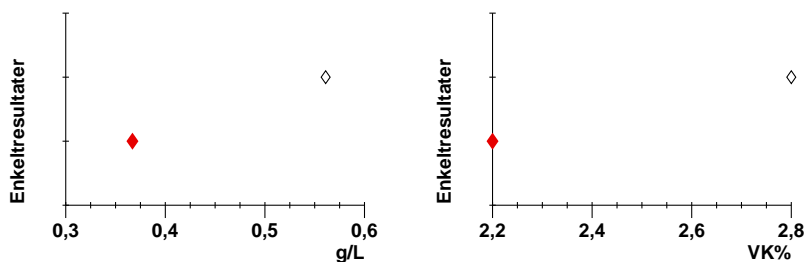
Immunoglobulin G3; massek.; g/L
egen metode: Immunturbidimetri



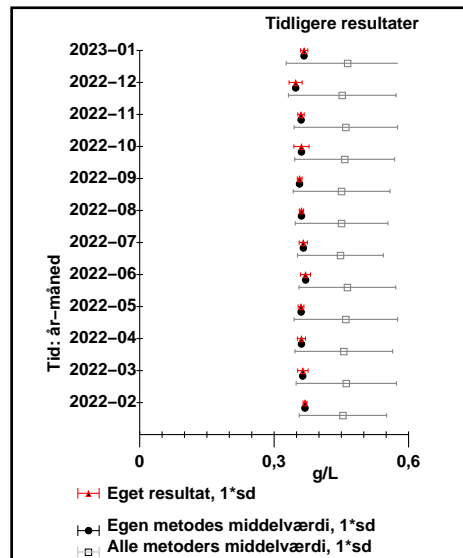
Metode	Gennemsnit	Standarddeviation	Antal lab.	egen middelværdi
Alle metoder:	0,5	0,2	2	0,673
Immunturbidimetri	0,673		1	egen VK%: 2,1
Nefelometri	0,365		1	eget antal: 11



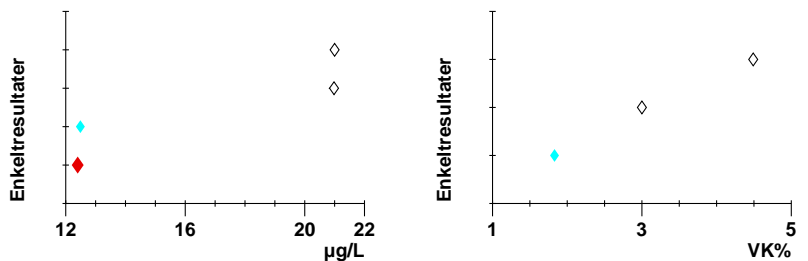
Immunoglobulin G4; massek.; g/L
egen metode: Immunturbidimetri



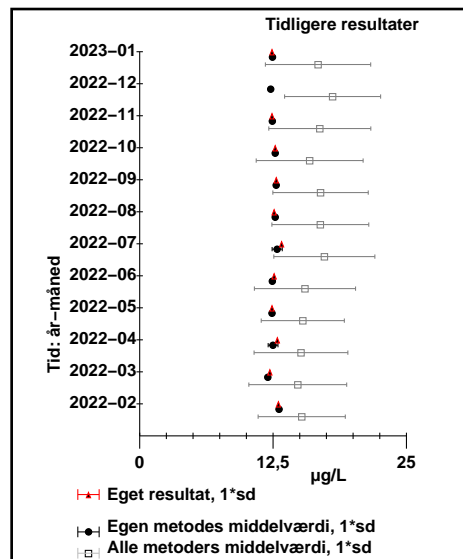
Metode	Gennemsnit	Standarddeviation	Antal lab.	egen middelværdi
Alle metoder:	0,5	0,14	2	0,367
Immunturbidimetri	0,367		1	egen VK%: 2,2
Nefelometri	0,561		1	eget antal: 11



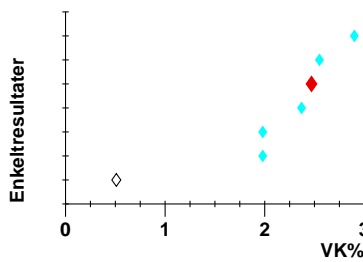
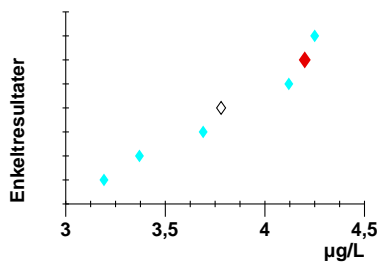
Carcinoembryonalt antigen(CEA) (HK19 Special); massek.; µg/L
egen metode: Elektrokemiluminescens immunoassay



Metode	Gennemsnit	Standarddeviation	Antal lab.	egen middelværdi
Alle metoder:	17	5	4	12,4
Elektrokemiluminescens immunoassay	12,45	0,06	2	egen VK%: 1
Chemiluminescens immunoassay	20,99	0,014	2	eget antal: 1



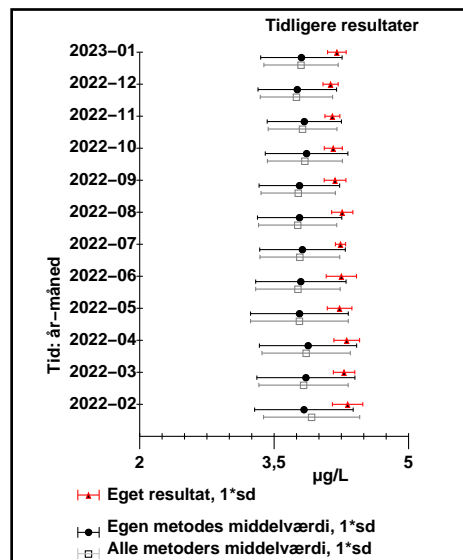
Prostata-specifikt antigen (Total) (HK19 Special); massek.; µg/L
egen metode: Chemiluminescens immunoassay



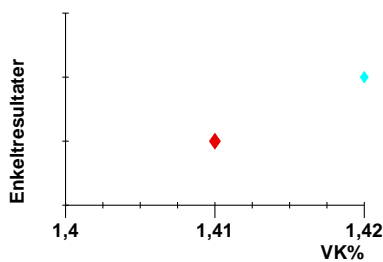
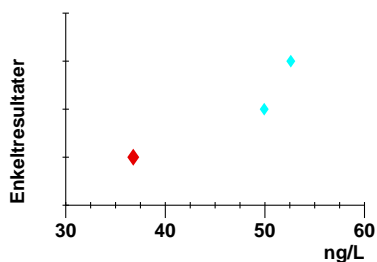
Metode

Alle metoder:
Chemiluminescens immunoassay
Elektrokemiluminescens immunoassay

Gennemsnit	Standarddeviation	Antal lab.	egen middelværdi
3,8	0,4	7	4,2
3,8	0,5	6	2,47
3,78		1	10



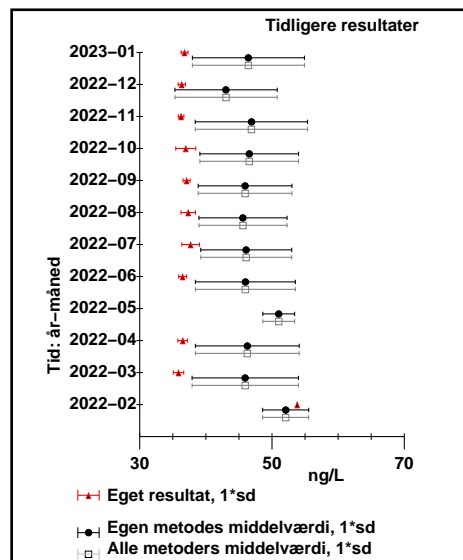
Troponin T, hjertemuskel (HK19 Special); massek.; ng/L
egen metode: Elektrokemiluminescens immunoassay



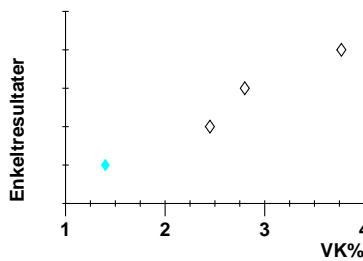
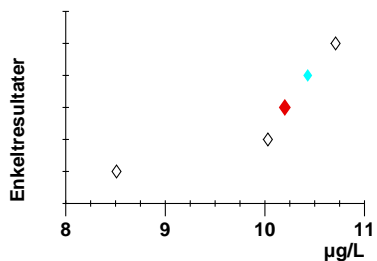
Metode

Alle metoder:
Elektrokemiluminescens immunoassay

Gennemsnit	Standarddeviation	Antal lab.	egen middelværdi
46	8	3	36,78
46	8	3	1,41
			22



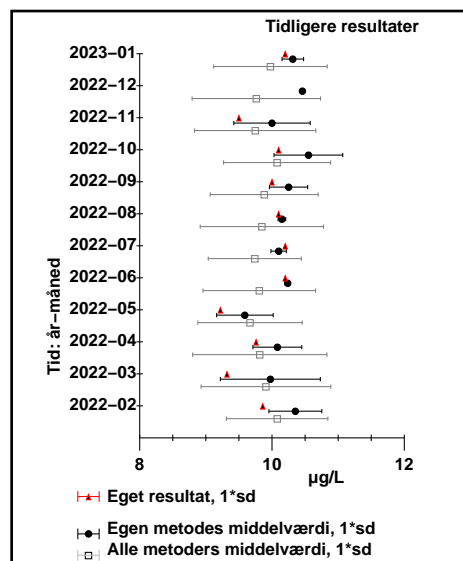
Creatinkinase MB (CKMB) (HK19 Special); massek.; µg/L
egen metode: Elektrokemiluminescens immunoassay



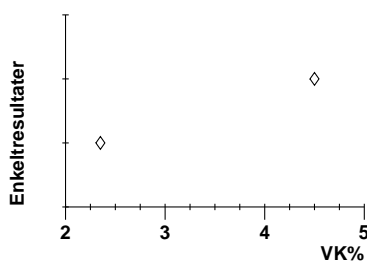
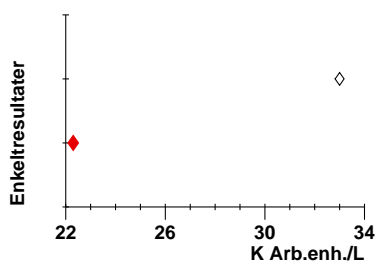
Metode

Alle metoder:
Elektrokemiluminescens immunoassay
Chemiluminescens immunoassay
Sandwich-immunoassay

Gennemsnit	Standarddeviation	Antal lab.	egen middelværdi
10,0	0,9	5	10,2
10,3	0,16	2	1
9,3	1,1	2	
10,71		1	



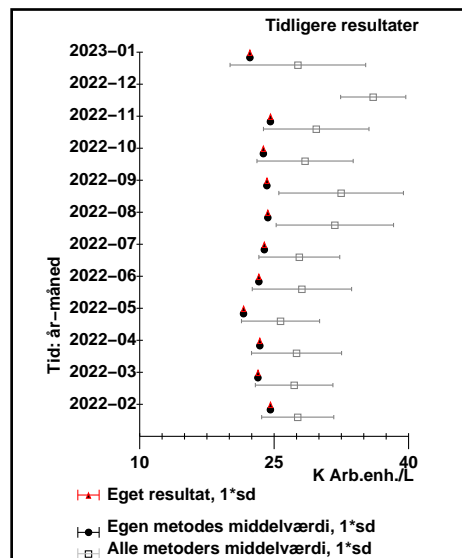
Cancer-antigen 125 (HK19 Special); arb.stofk.; K Arb.enh./L
egen metode: Elektrokemiluminescens immunoassay



Metode

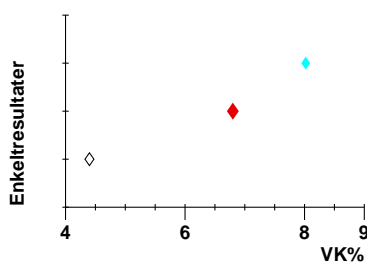
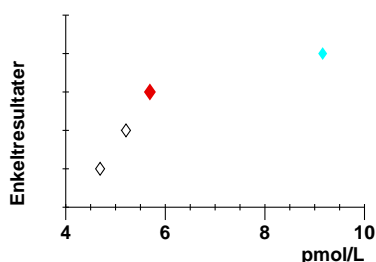
Alle metoder:
Elektrokemiluminescens immunoassay
Chemiluminescens immunoassay

Gennemsnit	Standarddeviation	Antal lab.	egen middelværdi
28	8	2	22,3
22,3		1	egen VK%: 1
33		1	eget antal: 1



© DEKS 2023-01 315

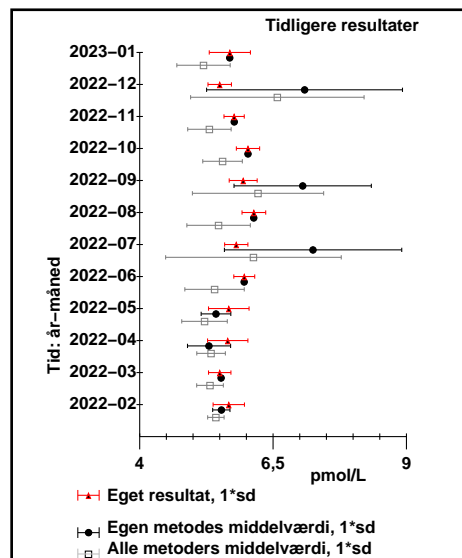
Parathyrin(Parathyroideahormon (PTH)) (HK19 Special); arb.stofk.; pmol/L
egen metode: Chemiluminescens immunoassay



Metode

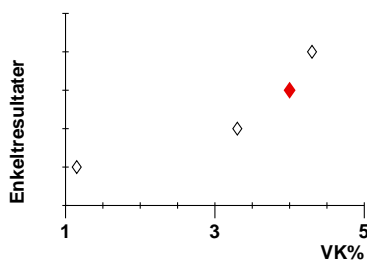
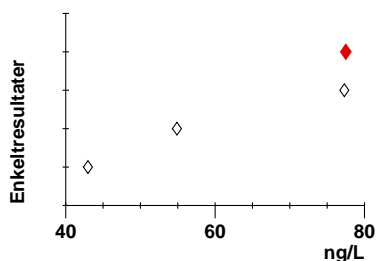
Alle metoder:
Chemiluminescens immunoassay
Elektrokemiluminescens immunoassay

Gennemsnit	Standarddeviation	Antal lab.	egen middelværdi
6	2,0	4	5,69
7	2	2	egen VK%: 6,8
4,9	0,4	2	eget antal: 20



© DEKS 2023-01 316

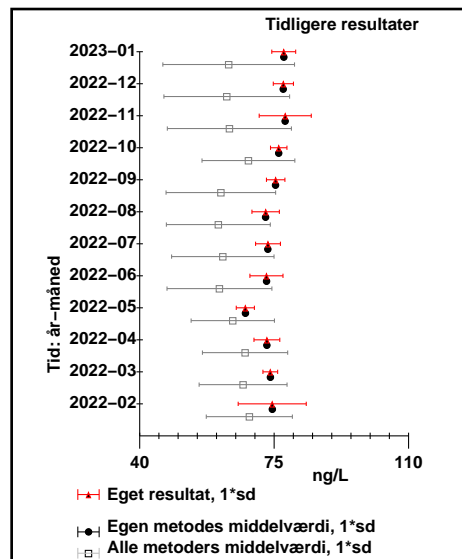
Troponin I, hjertemuskel (HK19 Special); massek.; ng/L
egen metode: Luminescens immunassay



Metode

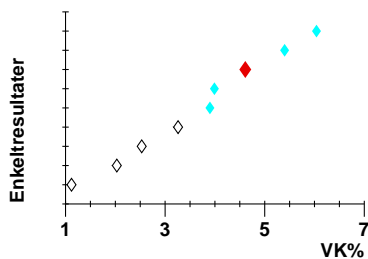
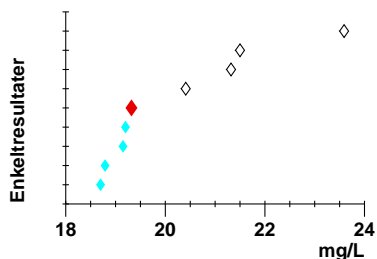
Alle metoder:
Luminescens immunassay
Chemiluminescens immunoassay

Gennemsnit	Standarddeviation	Antal lab.	egen middelværdi
63	17	4	77,5
77,5		1	egen VK%: 4
60	17	3	eget antal: 31



© DEKS 2023-01 317

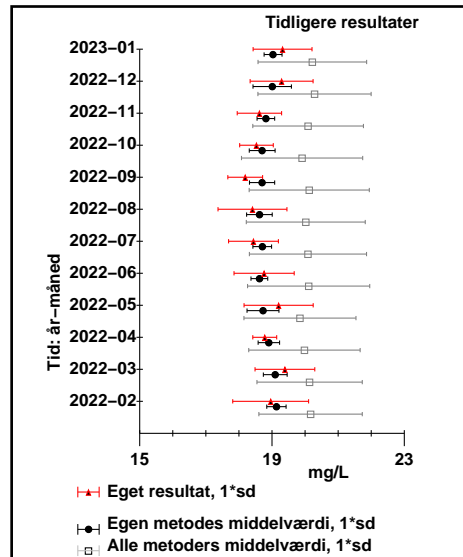
C-reaktivt protein(CRP) (HK19 Special); massek.; mg/L
egen metode: Nefelometri



Metode

Alle metoder:
Nefelometri
Turbidimetri

Gennem- snit	Standard- deviation	Antal lab.	egen middelværdi:
20,2	1,6	9	19,32
19,0	0,27	5	egen VK%: 4,61
21,7	1,3	4	eget antal: 11

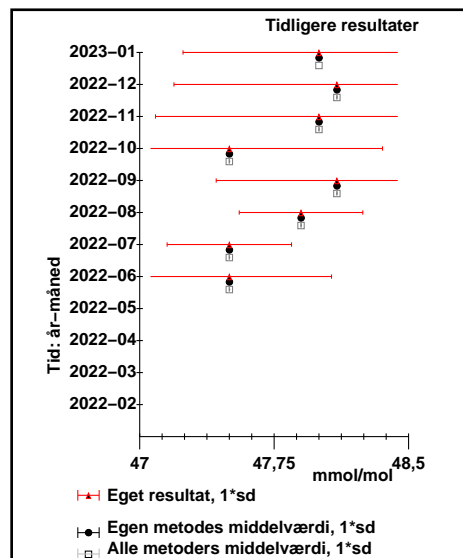


Hæmoglobin A1c;Hb(HbA1c); stoffr.; mmol/mol
egen metode: HPLC

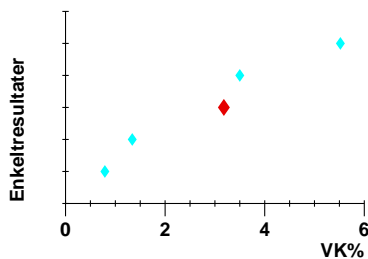
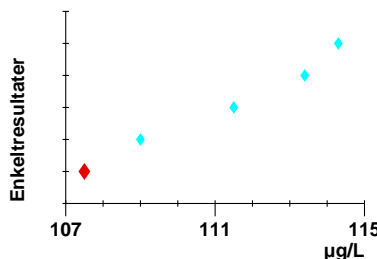
Metode

Alle metoder:
HPLC

Gennem- snit	Standard- deviation	Antal lab.	egen middelværdi:
48		1	48
48		1	egen VK%: 1,58
			eget antal: 23



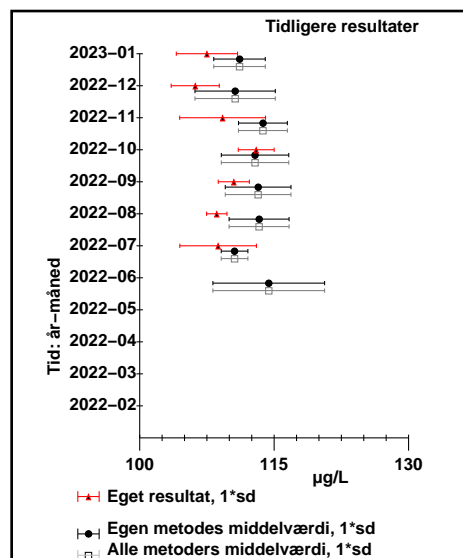
Hæmoglobin(Fe)(Blod i fæces) (HK19 F-Hb); stofk.; µg/L
egen metode: Flourescens immunoassay



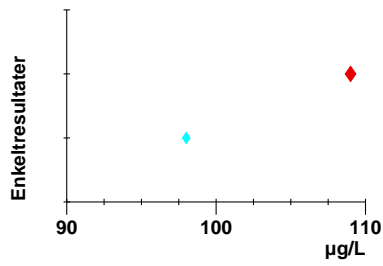
Metode

Alle metoder:
Flourescens immunoassay

Gennem- snit	Standard- deviation	Antal lab.	egen middelværdi:
111	3	5	107,5
111	3	5	egen VK%: 3,18
			eget antal: 4



Hæmoglobin(Fe)(Blod i fæces) (HK22 F-Hb); stofk.; µg/L
 egen metode: Flouoscens immunoassay



Metode	Gennem- snit	Standard- deviation	Antal lab.	egen middelværdi: 109
Alle metoder:	104	8	2	egen VK%: 5,52
Flouoscens immunoassay	104	8	2	eget antal: 10

